


## APTA-S 320 LED Light with Slipfitter, 347-480v, Extreme Life



**SKU:** AF72XFLC320LBSCTHC

**Product Page:** <https://www.accessfixtures.com/p/310w-led-sport-light-347-480v/>

### Product Description

APTA-S 320 LED Light with Slipfitter, 347-480v, Extreme Life is a commercial and industrial area light.

**Slipfitter Mount:** APTA-S includes a slipfitter mount for mounting flexibility in any sports lighting project.

**Choice of Kelvin and Optics:** APTA-S is available in five Kelvins and fourteen different optics for precision and versatility.

**Extreme Life and IP67:** This fixture is L70 rated at over 200,000 hours and IP67 rated against water and dust.

### APTA-S 320 Features:

310w integrated LED

36,270 lumens

- 130 lumens per watt

347-480v

IP67 rated and salt-spray certification

Die-cast aluminum housing

- UL/ CUL/DLC/ LM79/ SAA/ ENEC/ CB/ CE/ ErP/ RoHS/ IK08

L70 life of 200,000+ hours

5 year warranty

### APTA-S 320 Options:

Choice of black, bronze, gray, or white

Choice of 2200K, 3000K, 4000K, 5000K or 5700K

Choice of 15 optics variations

Choice of Color Rendering Index (CRI): 70+, 80+, or 90+

- Dimming - Photocell - Baffles - Marine grade finish

Motion sensor

Vandal resistant screws

Bird spikes

- Surge protection **Access Fixtures Warranty**

Access Fixtures is proud to assemble high quality, long lasting lighting products which are covered by a 5-year warranty. In accordance with our warranty policy, we will offer repair, replacement, or refund for qualifying claims. Please contact our friendly customer service team, located in Worcester, MA, to address any questions or concerns you may have. We can be reached at 800-468-9925 Monday-Friday 9-5 EST or via email at [sales@accessfixtures.com](mailto:sales@accessfixtures.com). Click [here](#) to view Access Fixtures' [complete warranty policy](#).

Need a Photometric Analysis for Your APTA-S 320 LED Light with Slipfitter, 347-480v, Extreme Life Project?

A photometric analysis creates a computer simulation of a particular project. No matter what you are lighting, a photometric analysis is an easy way to quantify light levels before purchasing. When a report is generated, a lighting specialist will walk you through it so you know exactly what you will be receiving. Photometrics include average and minimum footcandles, uniformity ratios, spacing, light trespass info, and more. Plus, the cost of the study is refunded back to you when you purchase the fixtures. Call us at 800-468-9925 for more information about ordering a photometric analysis for your project.

Ready to Order APTA-S 320 LED Light with Slipfitter, 347-480v, Extreme Life or  
Speak to a Lighting Specialist?

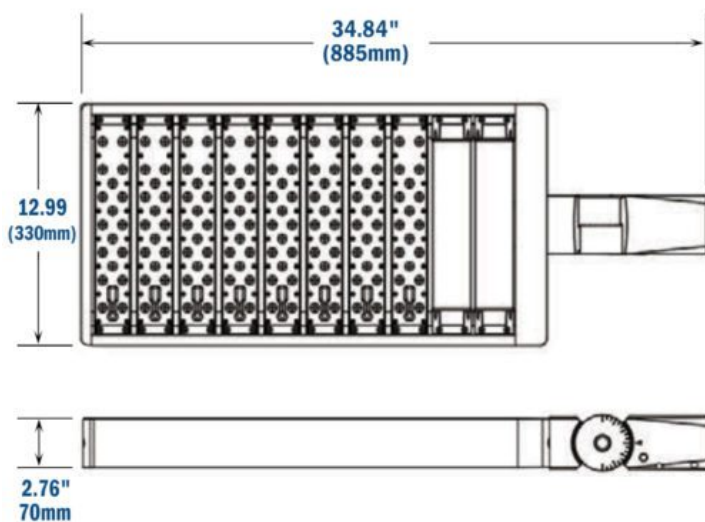
You can place your order online, [here](#). Or, if you want additional information, give us a call at 800-468-9925. Does your project require multiple fixtures? Ask us about quantity discounts. Our team of friendly expert lighting specialists are available to provide what you need to purchase fixtures and illuminate your project with confidence.

## Product Attributes


- Dimensions: 34.84 &times; 12.99 &times; 2.76 in
- Weight: 26.35 lbs
- Availability: Typically ships in 6-8 weeks.
- Light Source: 2200 Kelvin – Very Warm White, 3000K - Neutral White, 4000K - Cool White, 5000K - Bright White, 5700K - Cinematography
- Available Finishes: Black, Bronze, Gray, White
- Ballast/Driver: Electronic 50/60 Hz
- Color Rendering Index (CRI): 70+, 80+, 90+
- Housing: Die-cast aluminum housing with corrosion-resistant polyester powder. Finish meets 1,000-hour salt-spray certification per ASTM B117/ISO 9227:2012. Modular LED design with IP65 rating.
- Lens: 15+ optical lenses available for specific distribution patterns
- Listings: IP67, CuL Listed, RoHS, UL Listed

- Mounting: Slip Fitter, Yoke Mount/U-Bracket Mount
- Rated Life: 200,000+ Hours
- Voltage: 347-480v
- Warranty: 5-Year Limited Warranty
- System Watts: 290
- Light Source Lumens: 36,270

## Product Gallery

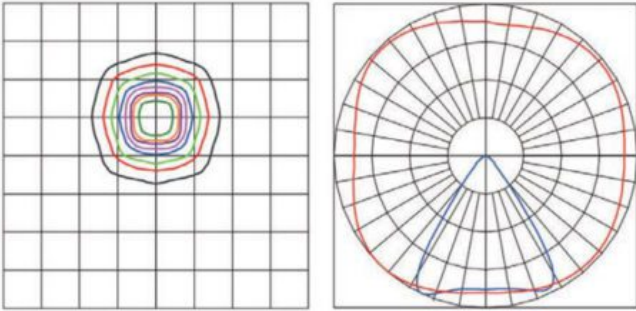












**APTA LEDs feature built-in beam angles.**  
**Shown here are ISO plot and polar curve for a 60° beam angle.**

