


APTI 450 LED Turtle-Friendly Modular Flood Light, IP67, 347-480v



SKU: AF72XFLG450U-TURTLE

Product Tags: [LED](#), [Turtle-Friendly](#)

Product Page:

<https://www.accessfixtures.com/p/461w-marine-turtle-flood-light-apti/>

Product Description

APTI 450 LED Turtle-Friendly Modular Flood Light, IP67, 347-480v represent the latest in LED technology for turtle-friendly amber lighting. They feature an astonishing L70 life of 200,000 hours; energy-efficient LED modules; easy mounting; and die-cast aluminum housing with an IP67 rating and salt-spray certification. With quick shipping and a 5-year warranty, these fixtures are an excellent choice for your lighting project. To speak with a lighting specialist about

these fixtures, please email customerservice@accessfixtures.com or call us at **800-468-9925**.

Why Choose Sea Turtle Friendly Lighting?

The key to turtle and wildlife-friendly fixtures is indirect, amber-colored light. Turtles, shore birds, and other wildlife cannot see amber-colored light; thus, these luminaires are safe to install near the shore. Non-compliant lighting (below 560 nanometers) causes baby turtle hatchlings to move toward artificial lights instead of toward the ocean. Furthermore, non-compliant light deters other resident wildlife and also disrupts migratory bird patterns. More and more coastal regions are regulating light pollution by requiring all light fixtures to emit light above 560 nanometers. Choose turtle and wildlife-friendly luminaires from Access Fixtures to make your property compliant, protect wildlife, and provide safe egress for humans. These fixtures are also compatible with monochromatic security systems.

Light Distribution for the APTI 450 LED Turtle-Friendly Modular Flood Light, IP67, 347-480v

The APTI 450 LED Turtle-Friendly Modular Flood Light, IP67, 347-480v comes in a range of beam angles, allowing you to mount the fixture at various heights and receive the desired amount of landed light for any facility. For a wide swath of light, select a wider beam angle like 120 or 150 degrees. For a spot-light effect, select narrower beam spreads like 10 or 25 degrees. See [Access Fixtures Beam Angles for LEDs](#) for more information. Of course, if you aren't sure what beam angle you need for your project, give Access Fixtures a call and our team will gladly help you select the perfect beam spread for your project.

Durable Housings, Safety Listings, and Weather Protection: APTI 450 LED Turtle-Friendly Modular Flood Light, IP67, 347-480v

APTI 450 LED Turtle-Friendly Modular Flood Light, IP67, 347-480v fixtures are designed for reliability, durability, as well as easy maintenance for indoor or outdoor use. They feature die-cast aluminum housings and corrosion-resistant polyester powder coatings. You can select black (RAL 9011), bronze (RAL 8019), gray (RAL 7004), or white (RAL 9010) housings; simply make your selection with

the drop-down menu at the top of the page.

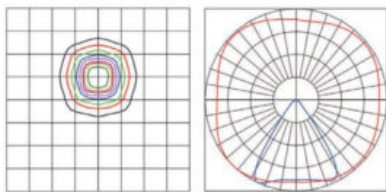
The APTI LED modules boast an IP67 rating, which means they are dust-proof and weatherproof. They can even be immersed in water for a short amount of time.

Perhaps most impressively, they meet 1,000-hour salt spray certification per ASTM B117 and ISO 9227-2012.

In addition to their IP rating, these units are cUL, RoHS, and UL listed for safe and reliable operation.

Easy Mounting for Your APTI 450 LED Turtle-Friendly Modular Flood Light, IP67, 347-480v

The APTI 450 LED Turtle-Friendly Modular Flood Light, IP67, 347-480v come with a U-bracket mount for easy surface mounting or an adjustable slip fitter mount that fits over a 2 3/8" pole tenon. Make your selection using the drop-down menu at the top of the page. Always feel free to fill out an Access Fixtures RFQ form or call us at 800-468-9925 to get in touch with a member of the Access Fixtures team.



APTI LEDs feature built-in beam angles.
Shown here are ISO plot and polar curve for a 60° beam angle



The APTI Marine Turtle Flood Light come with your choice of built-in LEDs optics, ranging from narrow 10-15° spot light beams, to very wide 90-120-150° beams angles. For details, see [Access Fixtures beam angles discussion](#).

Need a Photometric Analysis for Your Project?

A photometric analysis is a computer simulation of a particular project. Whether purchasing fixtures to illuminate a railyard, sports arena, parking lot, a backyard half-court, or something else entirely, a photometric analysis quantifies light levels.

It provides peace of mind before a big (or small) lighting purchase. You get average footcandles at various heights, max/min (uniformity) ratios, minimum footcandles, and more. A lighting specialist will walk you through your report, page by page, so you know exactly what you will receive. For more details, see [Access Fixtures Photometric Simulate Proposed Lighting Solutions](#). Access Fixtures 5-Year Warranty

APTI fixtures come with five-year warranties. Our customer service team located in Worcester, MA, is always here to help address any after-sale questions or concerns. If your product is found to have a manufacturing defect, we will either replace components, the entire product, or issue a refund. We stand behind the quality of our products, and we are proud of our expert and friendly customer service. Ready to Order the APTI 450 LED Turtle-Friendly Modular Flood Light, IP67, 347-480v or Speak to a Lighting Specialist?

You can place your order online, right here. Or, if you need some additional information, give us a call at 800-468-9925. Does your project require multiple fixtures? Ask us about quantity discounts. Our team is here to provide anything you need to purchase fixtures and illuminate your project with confidence.

Product Attributes

- Dimensions: 26.77 × 24.98 × 4.41 in
- Weight: 49 lbs
- Availability: Typically ships in 4-6 weeks
- Available Finishes: Black, Bronze, Gray, White
- Ballast/Driver: Electronic 50/60 Hz
- Color Temperature (K): Amber 590nm
- Housing: Modular design, Vandal resistant screws optional, Die cast aluminum housing, Finish meets 1000-hour salt-spray certification per ASTM B117/ ISO 9227:2012
- Lens: 15+ optical lenses available for specific distribution patterns

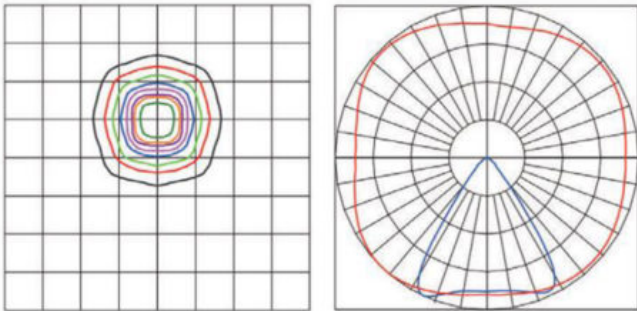
- Light Source: Turtle & Wildlife Friendly
- Light Source Lumens: 30,095
- Light Source Lumens Filter: 25,000 - 49,999
- Light Source Included: LED Array Included
- Listings: IP67, ASTM B117/ISO 9227:2012, CE, CuL Listed, RoHS
- Mounting: Slip Fitter, Yoke Mount/U-Bracket Mount
- Rated Life: 50,000 Hours
- System Watts: 463
- Voltage: 347-480v
- Warranty: 5-Year Limited Warranty

Product Gallery






**Slip Fitter Mount
fits over 2 3/8" tenon**



**APTI LEDs feature built-in beam angles.
Shown here are ISO plot and polar curve for a 60° beam angle**





347v 480v

