

CARA 81w 590nm Amber LED Area Light, 120-277v, Extreme Life

120v-277v



SKU: AF33XKH25QF1X81UAM

Product Tags: [Exterior Lighting](#), [LED](#), [LED Amber](#), [Outdoor Lighting](#), [Turtle-Friendly](#), [Wildlife-Friendly](#)

Product Page: <https://www.accessfixtures.com/p/82w-turtle-led-light/>

Product Description

The CARA 81w turtle LED light emits 2,607 lumens. It operates at 585-595 nanometer light, ideal for both [turtle-friendly compliance](#) and security systems that require monochromatic amber light. Typical applications include new or HID replacement lighting for retail centers, campuses, medical facilities, office buildings, and industrial parks. This energy-efficient fixture comes with a practical variety of mounting options.

CARA 81w Turtle LED Light LED, Lens, and Performance

The 81w LED array emits 2,607 lumens. The LED is custom engineered specifically for the fixture in order to optimize heat dissipation. It uses a 100% aluminum board with copper tracings to increase the fixture's lifespan while minimizing lumen depreciation.

Electronic 1-10v dimmable drivers are standard on all of these fixtures and can be easily accessed. Control options include 3-pin photocell receptacle.

The lens is essential to the ingress protection; robotically applied gaskets create a consistent seal and assure the fixture achieves its IP66 rating. A high-quality glass lens is standard and provides maximum light output. Choose the prismatic lens option for a refractor-type effect that diffuses and distributes the light with minimal light loss. Learn more about [Access Fixtures Prismatic Lenses vs. Clear Glass Lenses](#).

CARA 81w Turtle LED Light Housing and Mounting

The CARA 81w turtle LED light's slimline housing is an essential part of the IP66 seal, while also containing the fixture's LED heat sink.

The fixture housing and door frame are both die-cast aluminum, 100% copper-free A360 (LM6) alloy from ingot, with no recycled content. Screws mount from the top for clean architectural finish. The nickel-plated stainless steel hardware eliminates seizing.

The fixture measures **15" x 13.38" x 3.63"** and it weighs **15 lbs.** The overall length of the fixture with specific mounting options, is below:

- Direct Square Mounting Arm (AF33XKH25A) - 27½" (699 mm) - Slip Fitter Mount for 2 3/8" Tenon (AF33XFL73SFX) - 18¾" (476 mm) - Steel Yoke Mount (AF33XKH25Y) - 18" (457mm) - Two-Piece Swivel Bracket (AF33XFL73BR) - 18¾" (476 mm) - Easy-Hang Wall Bracket (AF33XKHEH) - 16" (406 mm) - Photocell option not available with wall mount configuration

Choose mounting heights from 10 to 15 feet to provide ideal light levels and uniformity readings. Call us today to discuss the lighting for your project. Our team will also help you navigate the tricky territory of EPA ratings, wind loads, weight

restrictions, and more. If you have exacting lighting requirements, please request a [photometric report for your layout](#). For more details about this service, **call an Access Fixtures lighting specialist at 800-468-9925**.

Ratings, Listing, Features for CARA 81w Turtle LED Light

CARA 81w Turtle and Wildlife Friendly Area Light 120-277v - comes with:

Electronic driver, 120-277V, 50/60Hz; dimmable driver CSA: Listed for Wet Locations, ANSI/UL 1598, 8750

Lens sealed to an IP66 rating: protected from dust and against heavy seas or powerful jets of water.

Warranty to operate at temperatures of -40°F to 122°F

Automatically detects voltages between 120v and 277v Options for CARA 81w Turtle and Wildlife Friendly Area Light 120-277v

Energy-efficient amber CARA 81w turtle LED light will upgrade your outdoor lighting and save on energy costs, and at the same time support turtles and other wildlife. It is easy to customize your fixture to the most exacting requirements. Options include:

Clear, flat, prismatic glass lens Custom mounts including Direct Square Mounting Arm, Slip Fitter Mount for 2 3/8" Tenon, Steel Yoke Mount, Two-Piece Swivel Bracket, or Easy-Hang Wall Bracket

Surge protection safeguards fixtures from lightning strikes and other sudden jolts of electricity

Custom RAL color to coordinate area lights with to your environment or brand
3-pin twist-lock photocell receptacle

Please contact Access Fixtures for information about motion sensors for this fixture.
Warranty Information

The CARA 81w Turtle and Wildlife Friendly Area Light 120-277v fixture comes with 5-year warranty.

Ready to Order CARA 81w Turtle LED Light? Call Us Today!

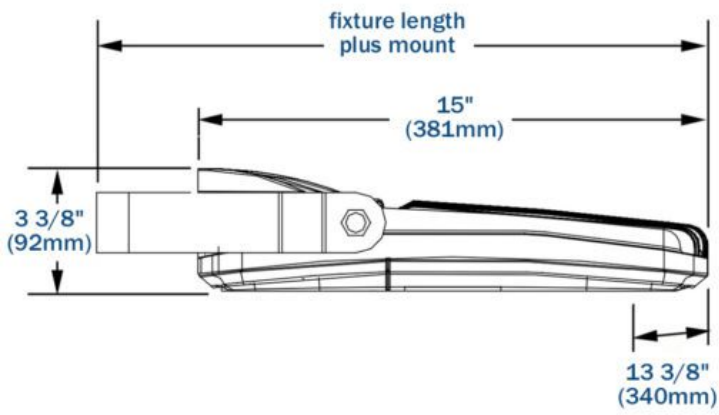
For more details or to discuss custom options for your unique location, **speak with**

an Access Fixtures lighting specialist today at 800-468-9925.

Product Attributes

- Dimensions: 15 × 13.38 × 3.63 in
- Weight: 15 lbs
- Availability: Typically ships in 2-4 weeks
- Available Finishes: Bronze, Custom RAL
- Ballast/Driver: Electronic 50/60 Hz
- Features: Wildlife Friendly
- Housing: Die-cast aluminum housing and nickel-plated, stainless steel hardware
- Lens: Clear tempered glass lens
- Light Source: 590nm Amber
- Light Source Included: LED Array Included
- Light Source Lumens: 2607
- Listings: CSA - listed for wet Locations, IP66
- Mounting: Direct Square Mounting Arm, Easy-hang wall bracket, Slip Fitter, Two-Piece Swivel Bracket, Yoke Mount/U-Bracket Mount
- Rated Life: 50,000+ Hours
- System Watts: 81
- Voltage: 120-277v
- Warranty: 5-Year Limited Warranty
- Product Family: CARA

Product Gallery



Steel Yoke
Mount
AF33XKH25Y





AF33XFL73SFX
Slip Fitter Mount
for 2 3/8" Tenon



AF33XKHEH
Easy-Hang
Wall Bracket





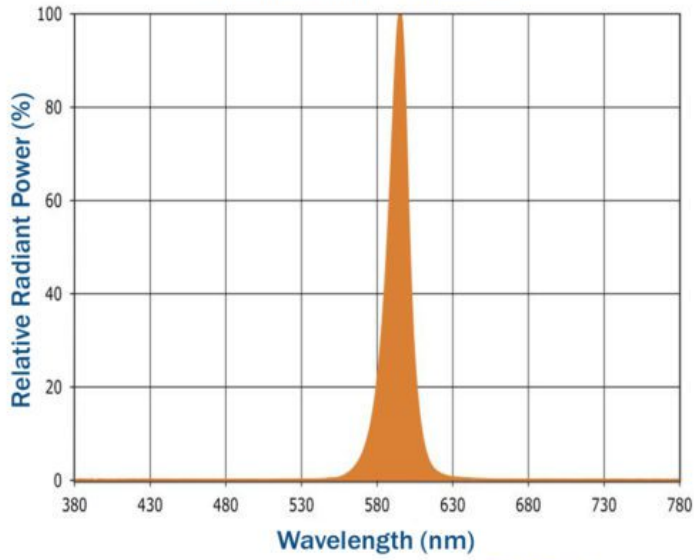
AF33XKH25A
Direct Square
Mounting Arm



AF33XFL73BR
Two-Piece
Swivel Bracket



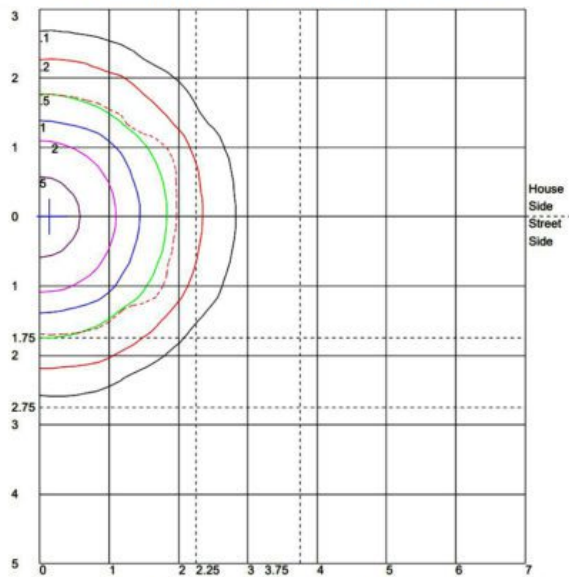
Spectral Chart - Amber LED



Turtle & Wildlife Friendly

82w Turtle and Wildlife Friendly Area Light

Distance in units of mounting height. MH = 10 feet
1/2 maximum candela trace shown as dashed line





**BUY AMERICAN
ACT COMPLIANT**