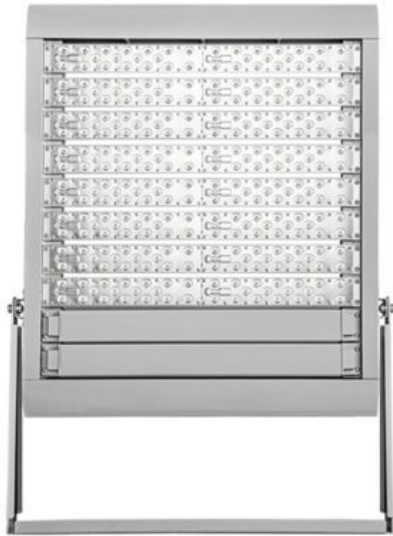


APTI-V 600 LED Flood Light, 120-277v, Extreme Life



SKU: AF72XFLD600U

Product Page:

<https://www.accessfixtures.com/p/apti-645w-led-flood-120-277v-200000-hr-life-ip67-rated-u-bracket/>

Product Description

APTI-V 600 LED Flood Light, 120-277v, Extreme Life is a commercial and industrial sports light.

Vertical Bracket Mount: APTI-V includes a slipfitter mount for mounting flexibility in any sports lighting project.

Choice of Kelvin and Optics: APTI-V is available in five Kelvins and fourteen different optics for precision and versatility.

Extreme Life and IP67: This fixture is L70 rated at over 200,000 hours and IP67

rated against water and dust.

APTI-V 600 Features:

L70 rated at > 200,000 hours

0-10v dimming

- Effective passive thermal management

120-277v

- Compatible with most controls such as DALI and photocells - Low EPA to reduce stress on poles

LEDs driven at 700ma or lower for long life

Sturdy diecast aluminum housing

- 82,890 lumens - IP67 rated against dust and fully submersible - Glass-free design (Read: Unbreakable!) - Unique modular design makes field repairs simple

Energy efficient emitting 125+ luminaire lumens per watt

Ratings include UL/ CUL/ DLC/ LM79/ CB/ CE/ SAA/ RoHS/ IK08

APTI-V 600 Options:

Choice of black, bronze, gray, or white

Choice of 2200K, 3000K, 4000K, 5000K or 5700K

Choice of 15 optics variations

Choice of Color Rendering Index (CRI): 70+, 80+, or 90+

- Dimming - Photocell - Baffles - Marine grade finish

Motion sensor

Vandal resistant screws

Bird spikes

- Surge protection Access Fixtures Warranty

Access Fixtures is proud to assemble high quality, long lasting lighting products which are covered by a 5-year warranty. In accordance with our warranty policy, we will offer repair, replacement, or refund for qualifying claims. Please contact our friendly customer service team, located in Worcester, MA, to address any questions or concerns you may have. We can be reached at 800-468-9925 Monday-Friday 9-5

EST or via email at sales@accessfixtures.com. Click here to view Access Fixtures' [complete warranty policy](#).

Need a Photometric Analysis for Your APTI-V 600 LED Sport Light, 120-277v, Extreme Life Project?

A photometric analysis creates a computer simulation of a particular project. No matter what you are lighting, a photometric analysis is an easy way to quantify light levels before purchasing. When a report is generated, a lighting specialist will walk you through it so you know exactly what you will be receiving. Photometrics include average and minimum footcandles, uniformity ratios, spacing, light trespass info, and more. Plus, the cost of the study is refunded back to you when you purchase the fixtures. Call us at 800-468-9925 for more information about ordering a photometric analysis for your project.

Ready to Order APTI-V 600 LED Sport Light, 120-277v, Extreme Life or Speak to a Lighting Specialist?

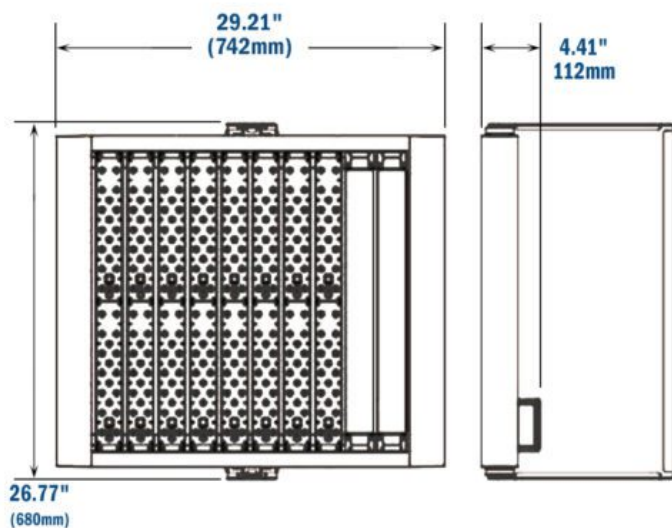
You can place your order online, here. Or, if you want additional information, give us a call at 800-468-9925. Does your project require multiple fixtures? Ask us about quantity discounts. Our team of friendly expert lighting specialists are available to provide what you need to purchase fixtures and illuminate your project with confidence.

Product Attributes

- Dimensions: 29.21 × 26.77 × 4.41 in
- Weight: 50.84 lbs
- Availability: Typically ships in 6-8 weeks.
- Light Source: 2200 Kelvin – Very Warm White, 3000K - Neutral White, 4000K - Cool White, 5000K - Bright White, 5700K - Cinematography
- Available Finishes: Black, Bronze, Gray, White
- Ballast/Driver: Electronic 50/60 Hz
- Color Rendering Index (CRI): 70+, 80+, 90+

- Housing: Modular design, Vandal resistant screws optional, Die cast aluminum housing, Finish meets 1000-hour salt-spray certification per ASTM B117/ ISO 9227:2012
- Lens: 15+ optical lenses available for specific distribution patterns
- Light Source Included: LED Array Included
- Light Source Lumens: 82,890
- Listings: IP67, RoHS Compliant, CB, CE, CuL Listed, DLC Listed, IK08, LM79, SAA, UL Listed
- Mounting: Slip Fitter, Yoke Mount/U-Bracket Mount
- Product Family: APTI
- Rated Life: 200,000+ Hours
- System Watts: 615
- Voltage: 120-277v
- Warranty: 5-Year Limited Warranty

Product Gallery

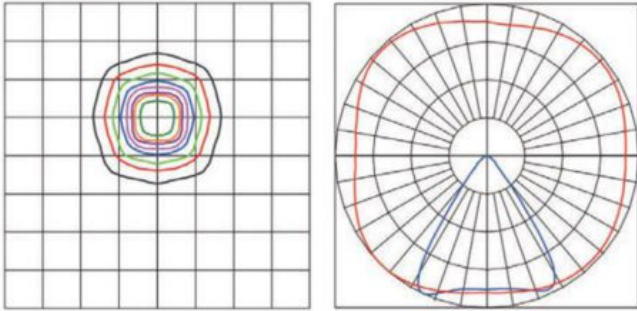


**Optional
Motion Sensor
(shown on
485w model)**



**Optional
Bronze
(shown on
485w model)**





**APTi LEDs feature built-in beam angles.
Shown here are ISO plot and polar curve for a 60° beam angle**

