


SPEC  
SHEET



# MARI

## 35w LED MARINE LOUVERED BOLLARD LIGHT

AccessFixtures.com

1

**Marine-Grade Finish:**

High-performance, marine-grade AAMA 2605-rated paint stands up to all kinds of rough weather. Tested for salt-spray resistance for 4,000 hours.

2

**Louvers:**

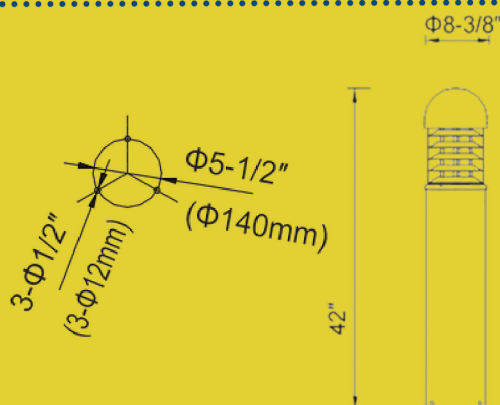
Light is directed downward and outward in a 360-degree circle via the die-cast metal louvers.

3

**Vandal Resistant:**

With no exterior lens the MARI bollard much harder to break or vandalize than other bollards.

Highlights



PH: 800-468-9925  
Sales@AccessFixtures.com  
AccessFixtures.com



**AccessFixtures**  
High-Performance Lighting Solutions

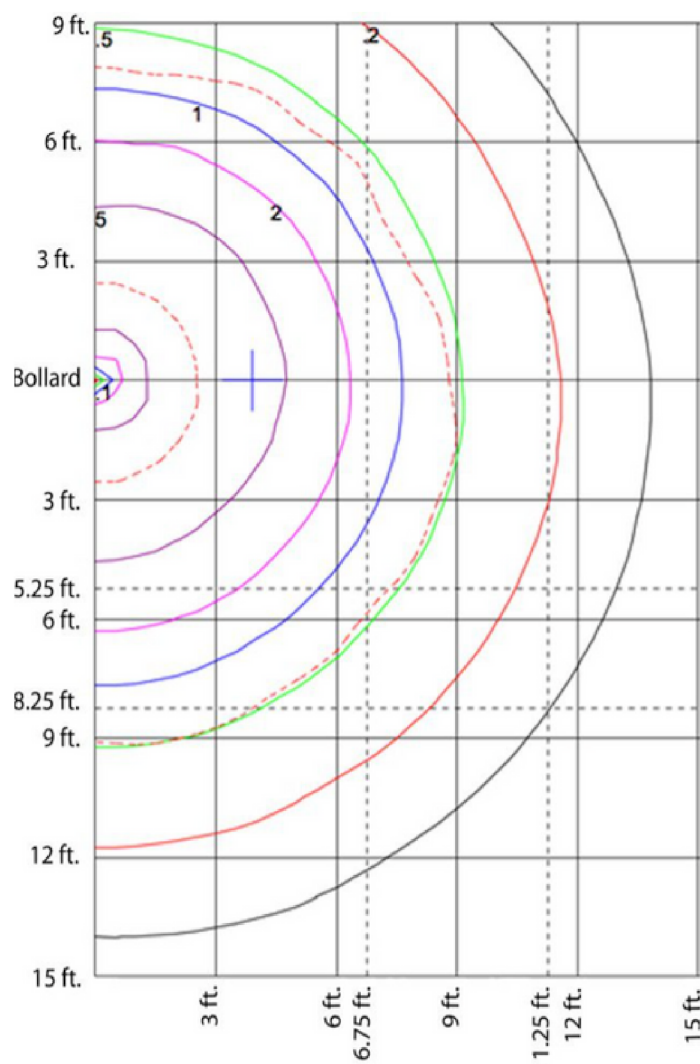
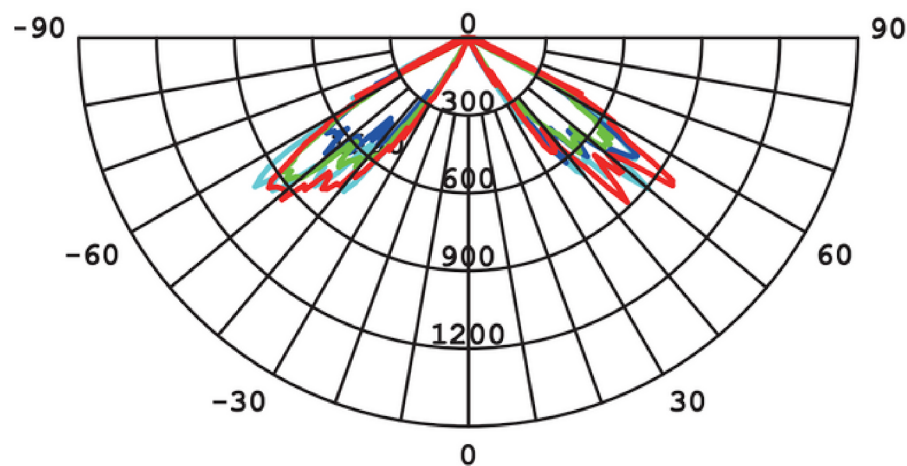
## MARI FEATURES

<b>Weight</b>	19lbs
<b>Dimensions</b>	8" x 40.79"
<b>Availability</b>	Typically ships in 8-10 weeks. Call 800-468-9925 before ordering for exact timeline.
<b>Light Source</b>	LED
<b>Available Finishes</b>	Bronze
<b>Finish</b>	Die cast aluminum housing
<b>Lens</b>	Open Louvers
<b>Housing</b>	Extruded aluminum
<b>Light Source Included</b>	LED Array
<b>Listings</b>	RoHS Compliant, ETL Listed, IP65
<b>Mounting</b>	Mounting kit with 10" anchor bolts included
<b>Product Family</b>	MARI
<b>Rated Life</b>	L70 @ 50,000 hours
<b>Material</b>	Polycarbonate optical lens Aluminum alloy
<b>System Watts</b>	35w
<b>Voltage</b>	120-277v
<b>Warranty</b>	5-Year Limited Warranty





## MARI PHOTOMETRIC DATA



**1 Footcandle  
at Up to 7'  
Away From  
the  
Bollard Light**