

SPEC SHEET

SHOO

LED Wall Packs

14W, 3000K/5000K, EXTREME-LIFE



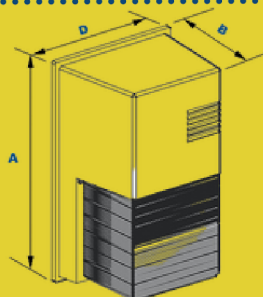
AccessFixtures.com

1 Value:
Featuring cost-efficient high-performance LEDs that deliver a total of 1,054 lumens, and L70 rated life of 165,000 hours.

2 Lens:
Molded prismatic shatter resistant polycarbonate lens that allows light to disperse evenly while maintaining strength and durability.

3 Photocell:
Mini Wall Pack Light features built-in photocell automatically detects dusk/dawn, and turns your wall pack on/off accordingly – adding extra savings in energy costs!

highlights



Dimensions

Width (D)	6 3/4" (172mm)
Length (B)	5 1/4" (133mm)
Height (A)	11" (280mm)

PH: 800-468-9925

Sales@AccessFixtures.com

AccessFixtures.com



AccessFixtures

High-Performance Lighting Solutions



SHOO FEATURES

Light Source	LED Array
Kelvin	3000K, 5000K
Available Finishes	Bronze, Custom RAL
Housing	Die-cast aluminum back plate with aluminum reflector
Optic	Type IV
Photocell	Photocell Adaptable
Lens	Molded prismatic UV-stabilized polycarbonate lens & front housing
Rated Life	L70 @ 165,000
Listings	IP65 Rated
Product Family	SHOO
Voltage	120-277v
Mounting	Cast-in template for mounting directly over a 4" recessed outlet box or use 1/2" surface conduit
Warranty	5-year limited warranty





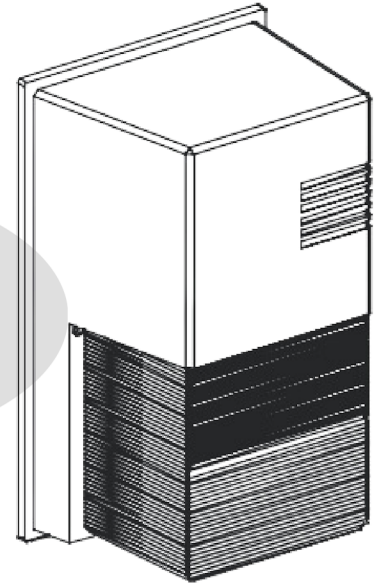
AccessFixtures

High-Performance Lighting Solutions

SHOO FEATURES

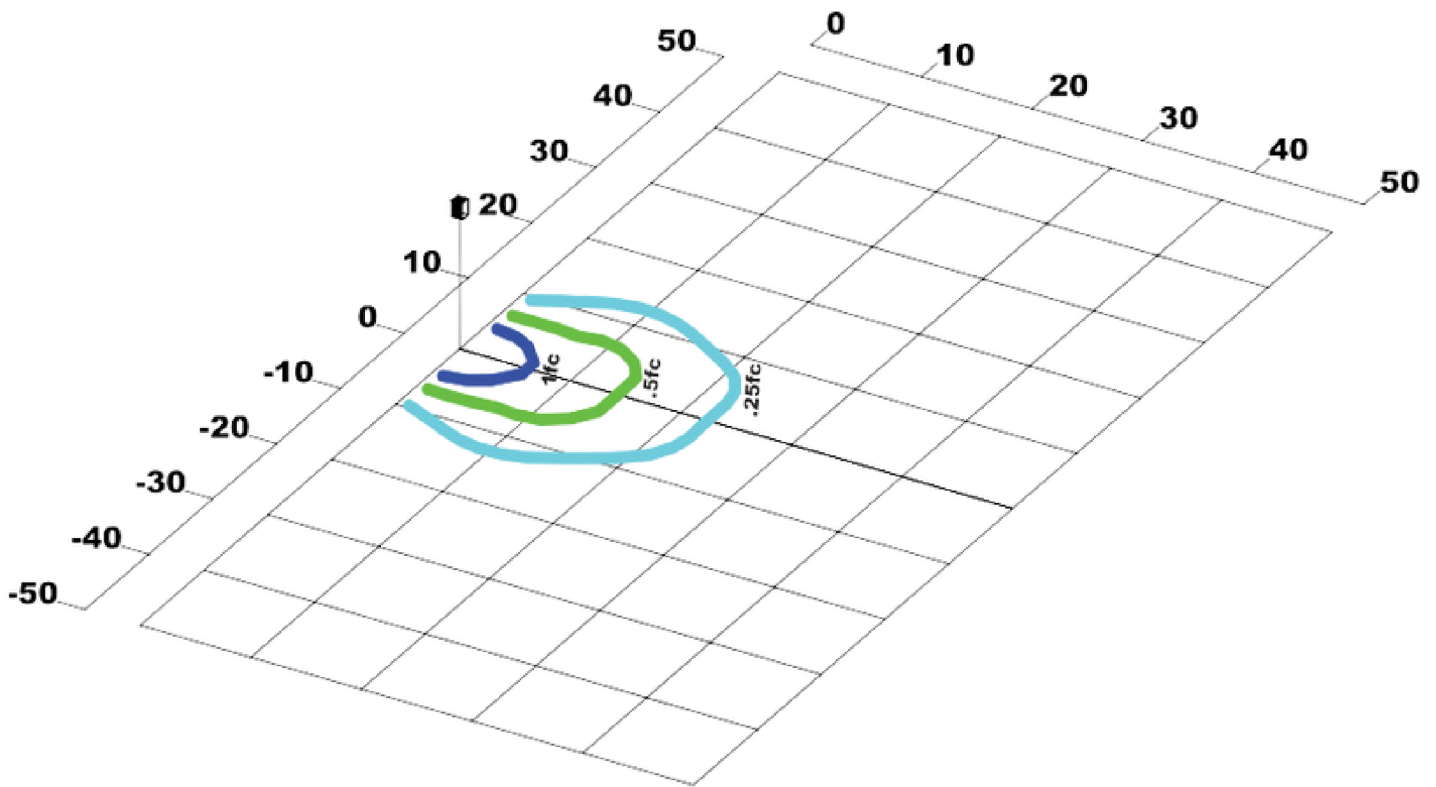
OPTIONS

- 3000K, 5000K
- 590nm Amber
- Bronze or Custom RAL





SHOO PHOTOMETRIC DATA



Grid in MH
MH=10 Feet

Input Watts	Optics	5000 CCT 80 CRI					3000 CCT 80 CRI				
		Lumens	LPW	B	U	G	Lumens	LPW	B	U	G
14	Type IV	1,054	71	0	3	2	933	67	0	3	2

