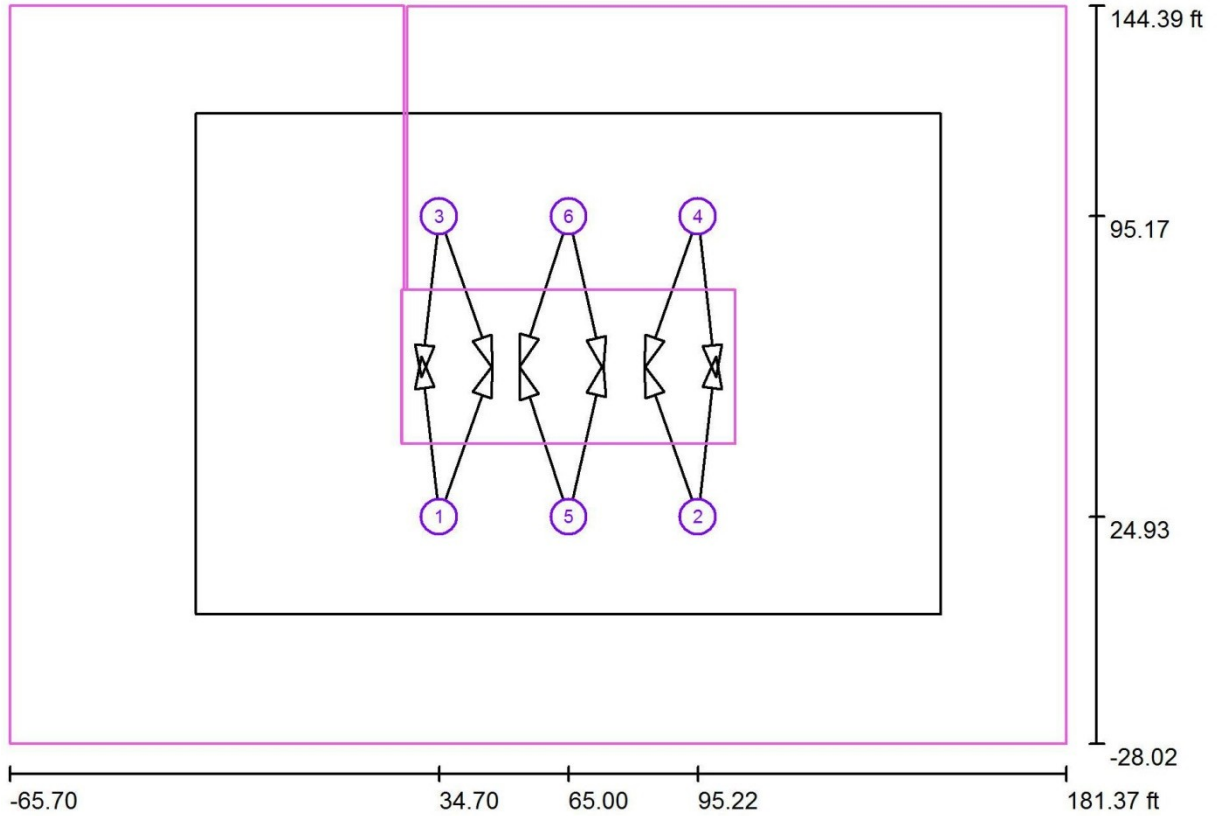




LED Tennis Court Photometric Design:

AF33XTVT6X1225750

Exterior Scene 1 / Light scene 29 / Sport Luminaires (Coordinates List)



Scale 1 : 539

List of the Sport Luminaires

Luminaire	Index	Position [ft]			Aiming Point [ft]			Angle [°]	Alignment	Pole
		X	Y	Z	X	Y	Z			
769w LED Sport Light - 60D	1	34.701	24.934	25.000	47.244	60.367	0.000	33.6	(C 90, G IMax)	/
769w LED Sport Light - 60D	1	34.701	24.934	25.000	30.511	62.429	0.000	33.5	(C 90, G IMax)	/
769w LED Sport Light - 60D	2	95.219	24.934	25.000	82.676	60.367	0.000	33.6	(C 90, G IMax)	/
769w LED Sport Light - 60D	2	95.219	24.934	25.000	99.408	62.429	0.000	33.5	(C 90, G IMax)	/

Operator ST
 Telephone
 Fax
 e-Mail

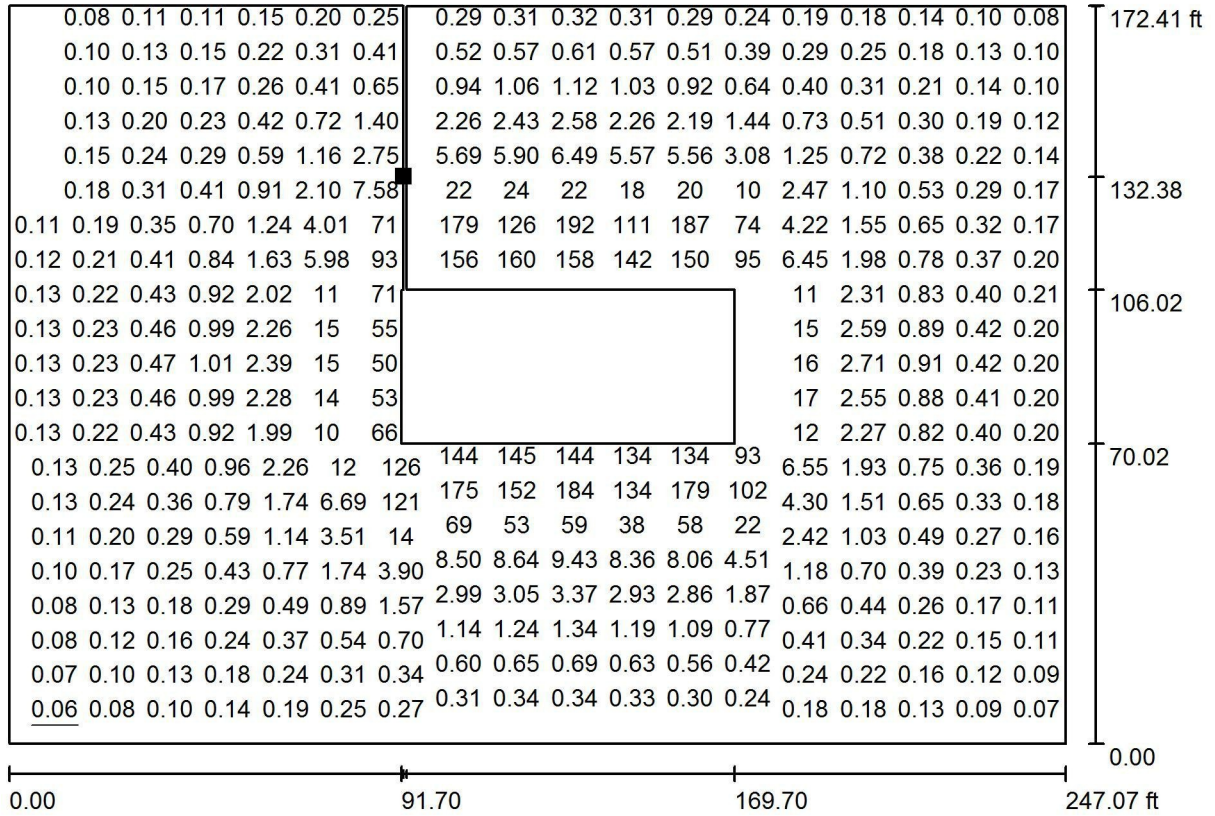
Exterior Scene 1 / Light scene 29 / Sport Luminaires (Coordinates List)

List of the Sport Luminaires

Luminaire	Index	Position [ft]			Aiming Point [ft]			Angle [°]	Alignment	Pole
		X	Y	Z	X	Y	Z			
769w LED Sport Light - 60D	3	34.701	95.169	25.000	47.244	59.736	0.000	33.6	(C 90, G IMax)	/
769w LED Sport Light - 60D	3	34.701	95.169	25.000	30.511	57.674	0.000	33.5	(C 90, G IMax)	/
769w LED Sport Light - 60D	4	95.219	95.169	25.000	82.676	59.736	0.000	33.6	(C 90, G IMax)	/
769w LED Sport Light - 60D	4	95.219	95.169	25.000	99.408	57.674	0.000	33.5	(C 90, G IMax)	/
769w LED Sport Light - 60D	5	64.999	24.934	25.000	73.162	60.680	0.000	34.3	(C 90, G IMax)	/
769w LED Sport Light - 60D	5	64.999	24.934	25.000	53.477	60.039	0.000	34.1	(C 90, G IMax)	/
769w LED Sport Light - 60D	6	64.999	95.169	25.000	73.162	59.423	0.000	34.3	(C 90, G IMax)	/
769w LED Sport Light - 60D	6	64.999	95.169	25.000	53.477	60.064	0.000	34.1	(C 90, G IMax)	/

Operator ST
 Telephone
 Fax
 e-Mail

Exterior Scene 1 / Light scene 29 / Light Trespass / Value Chart (E, Perpendicular)



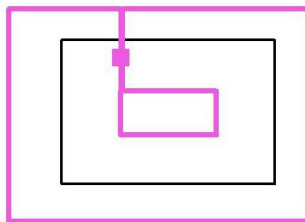
Values in Footcandles, Scale 1 : 539

Not all calculated values could be displayed.

Position of surface in external scene:

Marked point:

(26.551 ft, 104.365 ft, 0.000 ft)



Grid: 128 x 128 Points

E_{av} [fc]
15

E_{min} [fc]
0.06


E_{max} [fc]
192

u₀
0.004

E_{min} / E_{max}
0.000


Operator ST
 Telephone
 Fax
 e-Mail

Exterior Scene 1 / Light scene 29 / Tennis 1 Calculation Grid (PA) / Value Chart (E, Horizontal)



Values in Footcandles, Scale 1 : 170

Position of surface in external scene: Marked point: (25.960 ft, 42.039 ft, 0.000 ft)

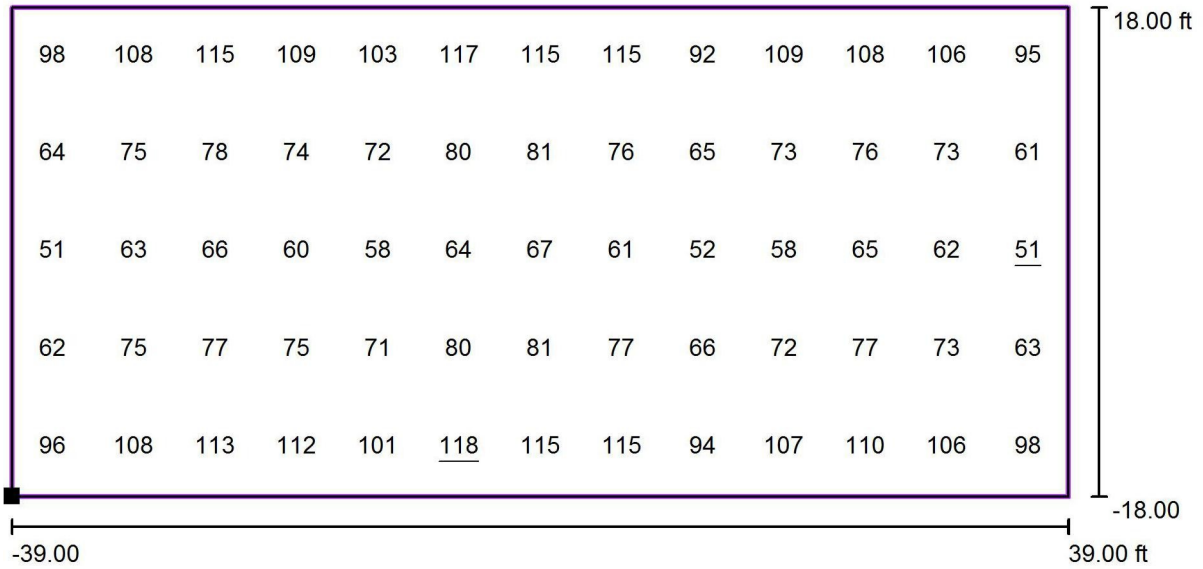


Grid: 13 x 5 Points

E_{av} [fc]	E_{min} [fc]	E_{max} [fc]	u_0	E_{min} / E_{max}
103	74	123	0.72	0.60


Operator ST
 Telephone
 Fax
 e-Mail

Exterior Scene 1 / Light scene 29 / Tennis 1 Calculation Grid (PA) / Value Chart (E, Horizontal)



Values in Footcandles, Scale 1 : 170

Position of surface in external scene: Marked point: (25.960 ft, 42.039 ft, 5.000 ft)

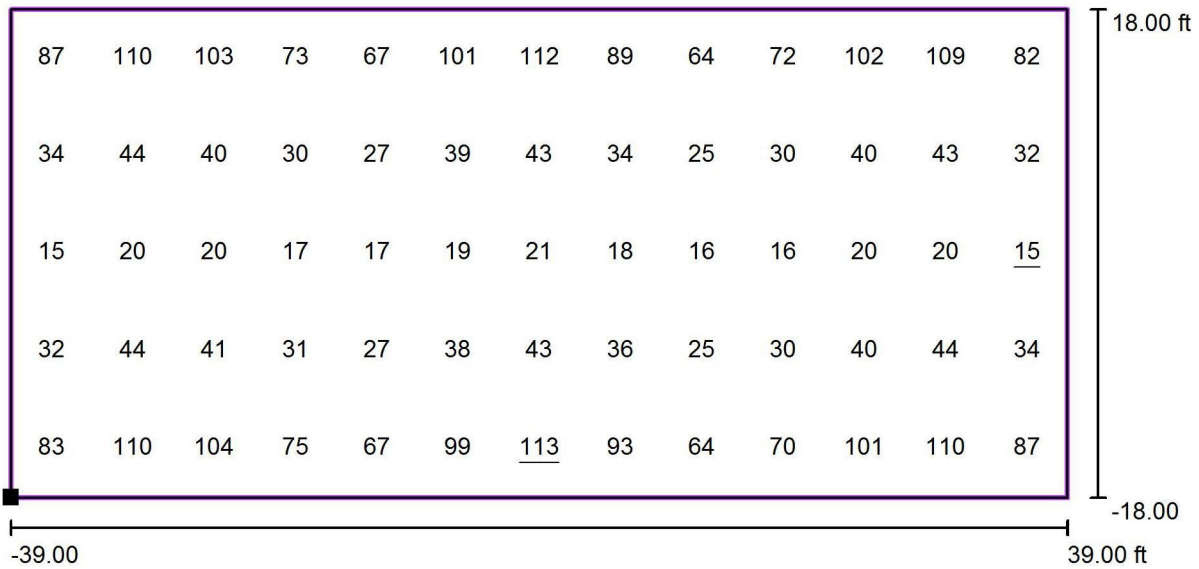


Grid: 13 x 5 Points

E_{av} [fc]	E_{min} [fc]	E_{max} [fc]	u_0	E_{min} / E_{max}
84	51	118	0.60	0.43


Operator ST
 Telephone
 Fax
 e-Mail

Exterior Scene 1 / Light scene 29 / Tennis 1 Calculation Grid (PA) / Value Chart (E, Horizontal)



Values in Footcandles, Scale
 1 : 170

Position of surface in external scene: Marked point: (25.960 ft, 42.039 ft, 10.000 ft)



Grid: 13 x 5 Points

E_{av} [fc]
 54

E_{min} [fc]
 15

E_{max} [fc]
 113

u_0
 0.27

E_{min} / E_{max}
 0.13