AccessFixtures
High-Performance Lighting Solutions
AccessFixtures.com 800.468.9922 Sales@AccessFixtures.com

Pickleball Court Lighting - Single Court, 2 Pole, 4 Luminaire



The simulation and result is based on an ideal environment, the actual lighting performance may be affected by actual environment.The lighting simulation is for reference only.:

Date: 08 / 28 / 2018

Table of contents

Pickleball Court lighting ZM-2018-000628
Project Cover 1
Table of contents 2
AF72XFLB200-T4M1 200W Backlight shielding
Luminaire Data Sheet 3
Exterior Scene 1
Planning data 4
Luminaires (layout plan) 5
Luminaires (coordinates list) 6
Calculation surfaces (results overview) 7
3D Rendering 8
False Color Rendering 9
Exterior Surfaces
Calculation Surface 1
Isolines (E, Perpendicular) 10
Greyscale (E, Perpendicular) 11
Value Chart (E, Perpendicular) 12
Table (E, Perpendicular) 13

AF72XFLB200-T4M1 200W Backlight shielding / Luminaire Data Sheet

See our luminaire catalog for an image of the luminaire.

Luminous emittance 1:

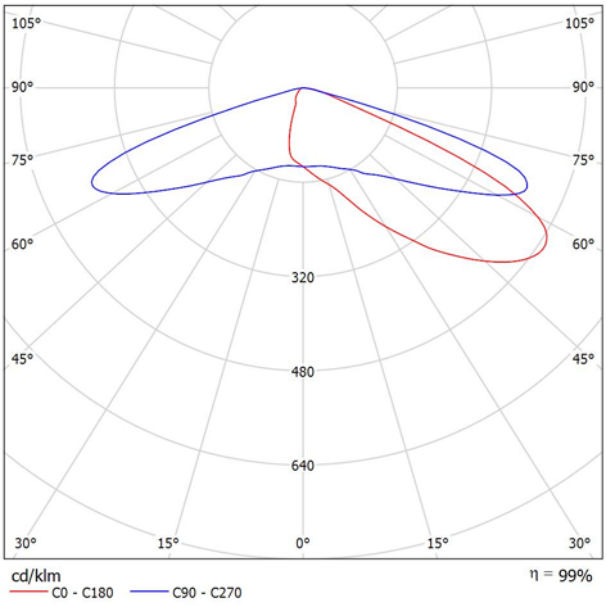

Luminaire classification according to CIE: 100
CIE flux code: 24 61 95 100 99

Due to missing symmetry properties, no UGR table can be displayed for this luminaire.

Exterior Scene 1 / Planning data

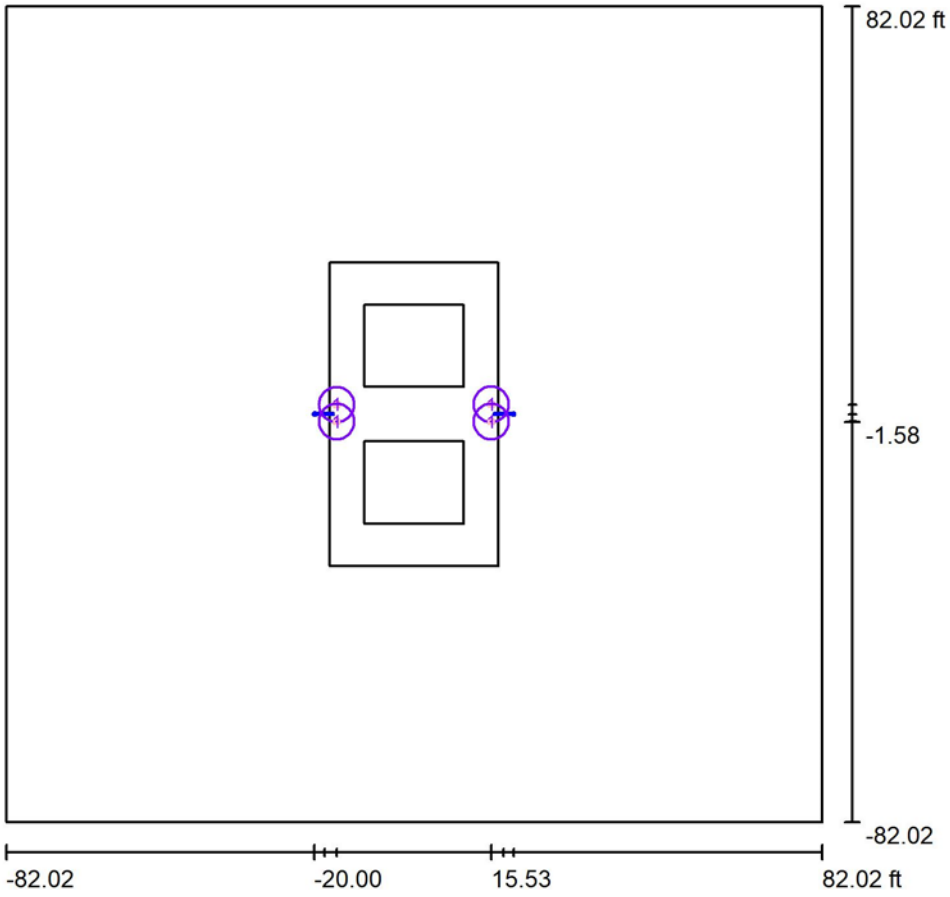

Light loss factor: 0.90, ULR (Upward Light Ratio): 0.0%

Scale 1:464

Luminaire Parts List

No.	Pieces	Designation (Correction Factor)	Φ (Luminaire) [lm]	Φ (Lamps) [lm]	P [W]
1	4	AF72XFLB200-T4M1 200W Backlight shielding (1.000)	21032	21219	194.3
			Total: 84130	Total: 84876	777.2

Exterior Scene 1 / Luminaires (layout plan)

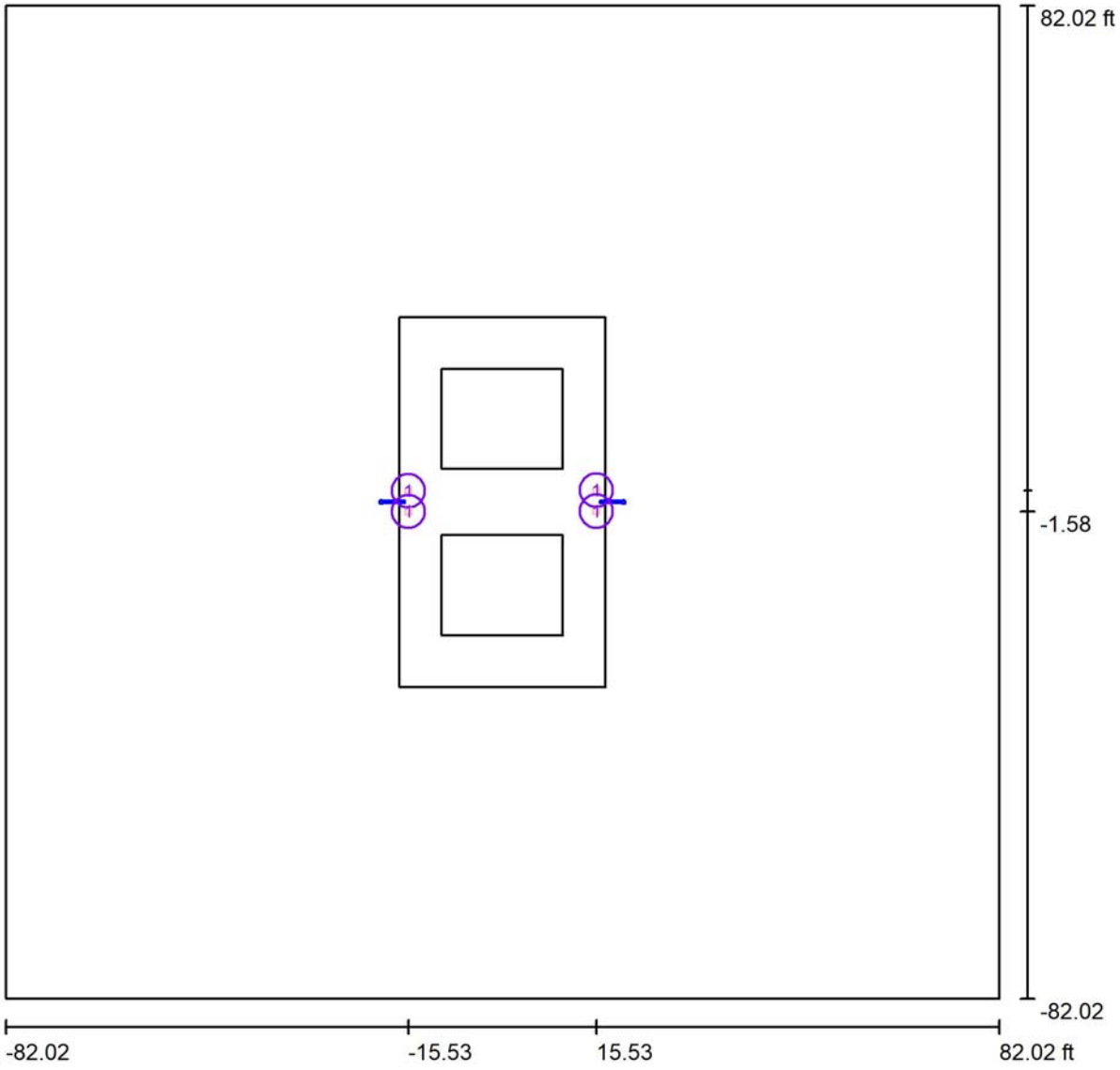

Scale 1 : 358

Luminaire Parts List

No.	Pieces	Designation
1	4	AF72XFLB200-T4M1 200W Backlight shielding

Exterior Scene 1 / Luminaires (coordinates list)

AF72XFLB200-T4M1 200W Backlight shielding

21032 lm, 194.3 W, 1 x 1 x NICHIA 3535 5000K D340 (Correction Factor 1.000).

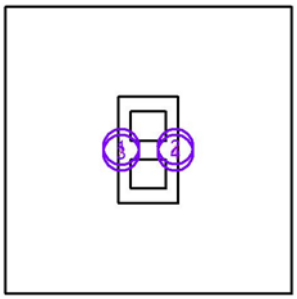

No.	Position [ft]			Rotation [°]		
	X	Y	Z	X	Y	Z
1	-15.530	1.873	20.000	0.0	0.0	0.0
2	15.530	1.913	20.000	0.0	0.0	180.0
3	-15.530	-1.576	20.000	0.0	0.0	0.0
4	15.530	-1.536	20.000	0.0	0.0	180.0

Exterior Scene 1 / Calculation surfaces (results overview)

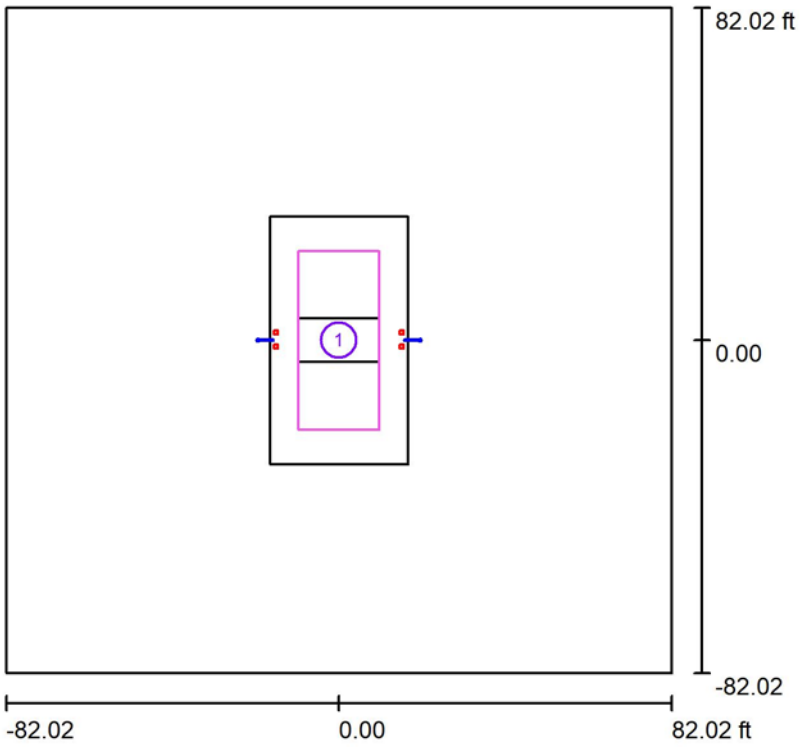

Scale 1 : 569

Calculation Surface List

No.	Designation	Type	Grid	E_{av} [fc]	E_{min} [fc]	E_{max} [fc]	u0	E_{min} / E_{max}
1	Calculation Surface 1	perpendicular	5 x 11	31	21	41	0.682	0.514

Exterior Scene 1 / 3D Rendering



Exterior Scene 1 / False Color Rendering

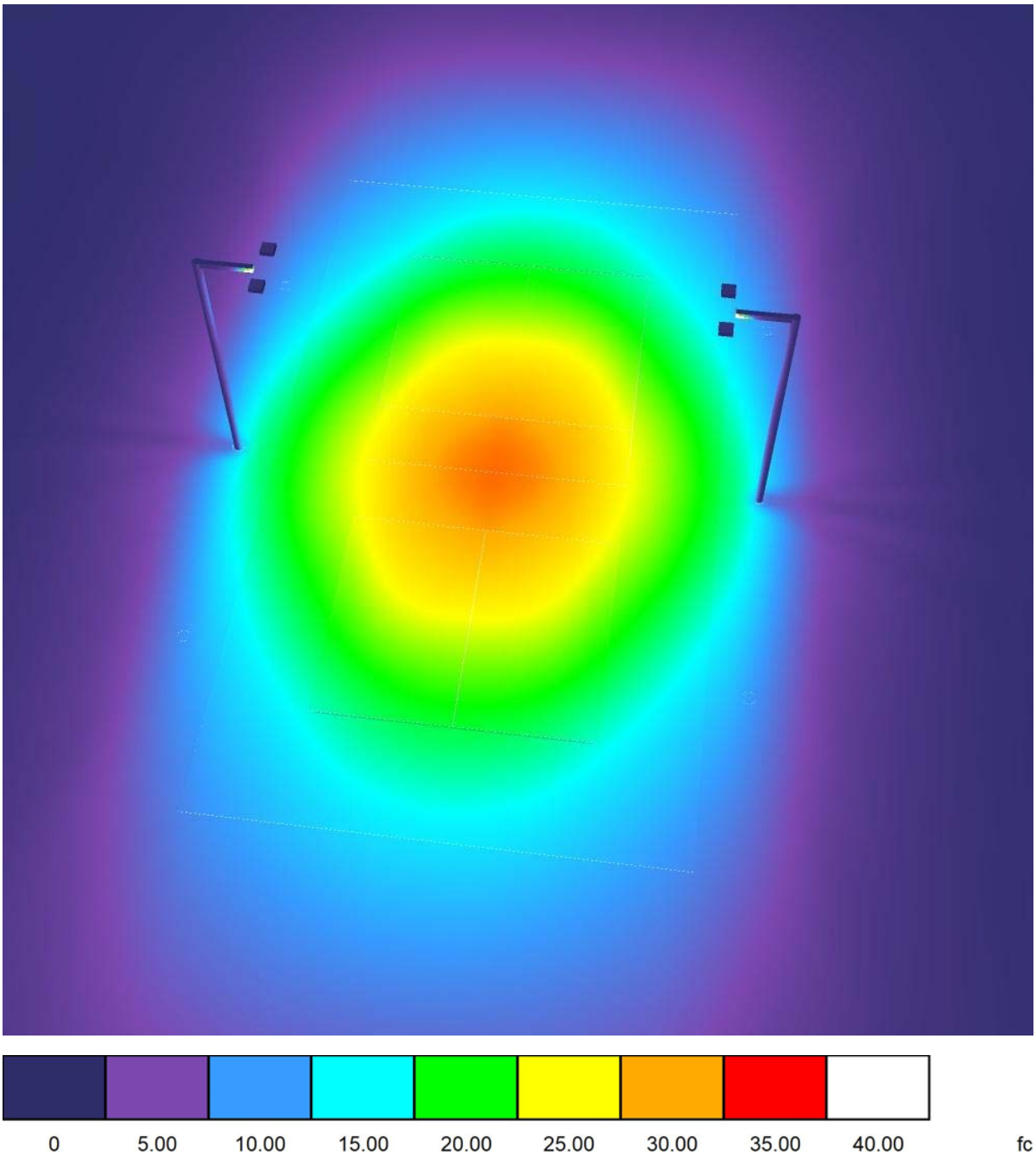

Exterior Scene 1 / Calculation Surface 1 / Isolines (E, Perpendicular)

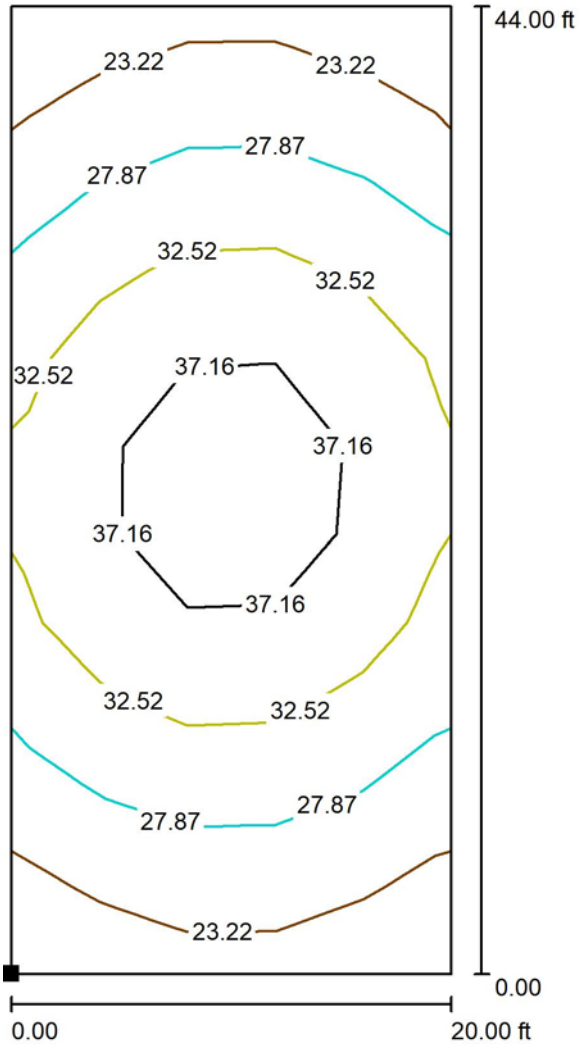

Values in Footcandles, Scale 1 : 105

Position of surface in external scene:
Marked point:
(-10.000 ft, -22.000 ft, 3.000 ft)

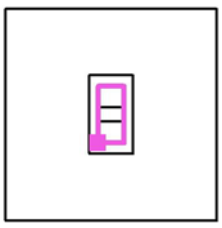

Grid: 5 x 11 Points

E_{av} [fc]	E_{min} [fc]	E_{max} [fc]	u0	E_{min} / E_{max}
31	21	41	0.682	0.514

Exterior Scene 1 / Calculation Surface 1 / Greyscale (E, Perpendicular)

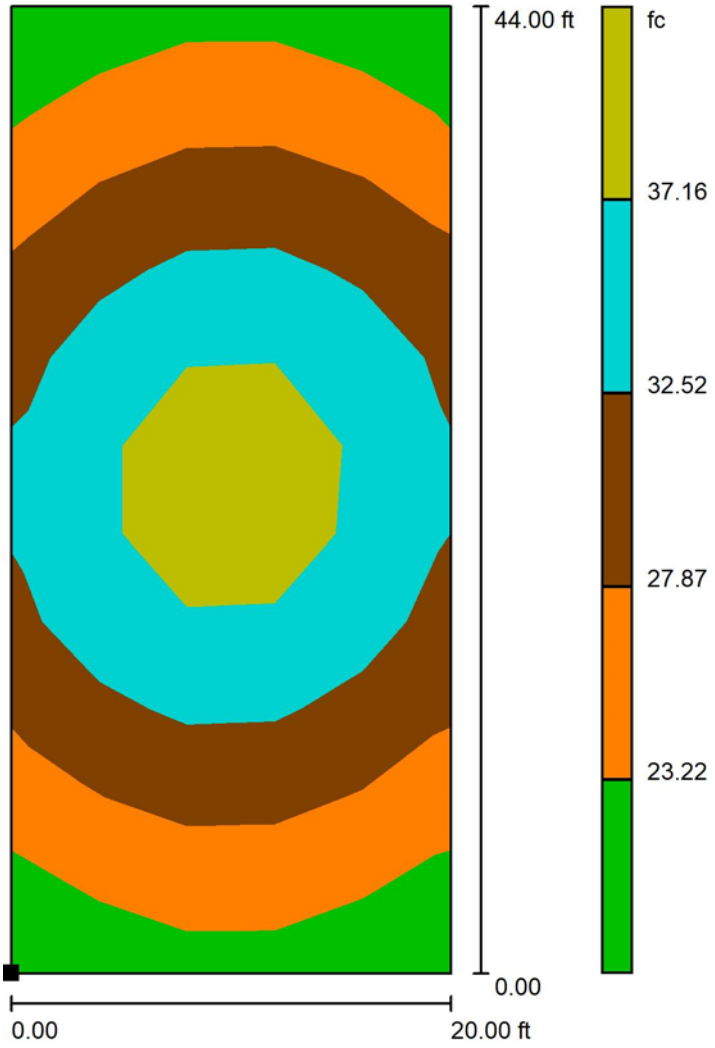

Scale 1 : 105

Position of surface in external scene:
Marked point:
(-10.000 ft, -22.000 ft, 3.000 ft)

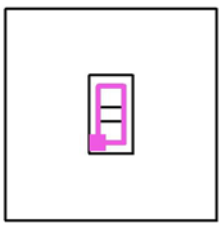

Grid: 5 x 11 Points

E_{av} [fc]	E_{min} [fc]	E_{max} [fc]	u0	E_{min} / E_{max}
31	21	41	0.682	0.514

Exterior Scene 1 / Calculation Surface 1 / Value Chart (E, Perpendicular)



Values in Footcandles, Scale 1 : 105

Position of surface in external scene:
Marked point:
(-10.000 ft, -22.000 ft, 3.000 ft)

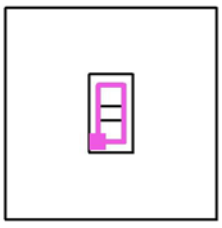

Grid: 5 x 11 Points

E_{av} [fc]	E_{min} [fc]	E_{max} [fc]	u0	E_{min} / E_{max}
31	21	41	0.682	0.514

Exterior Scene 1 / Calculation Surface 1 / Table (E, Perpendicular)

Position of surface in external scene:
Marked point:
(-10.000 ft, -22.000 ft, 3.000 ft)

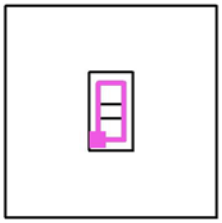

42.000	21	23	24	23	21
38.000	25	27	28	27	25
34.000	29	31	32	31	29
30.000	32	35	36	35	32
26.000	34	38	39	38	35
22.000	35	39	41	39	35
18.000	34	38	39	38	34
14.000	32	35	36	34	32
10.000	29	31	31	31	28
6.000	25	27	27	27	24
2.000	21	23	23	23	21
ft	**2.000**	**6.000**	**10.000**	**14.000**	**18.000**

Attention: The coordinates refer to the image above. Values in Footcandles.

Grid: 5 x 11 Points

E_{av} [fc]	E_{min} [fc]	E_{max} [fc]	u0	E_{min} / E_{max}
31	21	41	0.682	0.514