

CHURCH LOBBY - AVERAGE 41 Footcandles

The simulation and result is based on an ideal environment, the actual lighting performance may be affected by actual environment. The lighting simulation is for reference only.:

Date: 03 / 15 / 2019
Operator: Jonathan



Operator Jonathan
Telephone
Fax
e-Mail

Table of contents

AFL- Church Lobby Lighting ZM-2019-000877

Project Cover	1
Table of contents	2
Luminaire parts list	3
BCA150-T5D1 150W	
Luminaire Data Sheet	5
Room 1	
Summary	6
Luminaires (layout plan)	7
Luminaires (coordinates list)	8
3D Rendering	9
False Color Rendering	10
Room Surfaces	
Workplane	
Greyscale (E)	11
Value Chart (E)	12

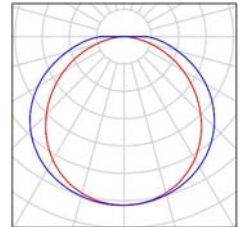


Operator Jonathan
Telephone
Fax
e-Mail

AFL- Church Lobby Lighting ZM-2019-000877 / Luminaire parts list

11 Pieces BCA150-T5D1 150W
Article No.:
Luminous flux (Luminaire): 17252 lm
Luminous flux (Lamps): 17250 lm
Luminaire Wattage: 150.0 W
Luminaire classification according to CIE: 100
CIE flux code: 43 73 91 100 100
Fitting: 1 x User defined (Correction Factor 1.000).

See our luminaire catalog for an image of the luminaire.



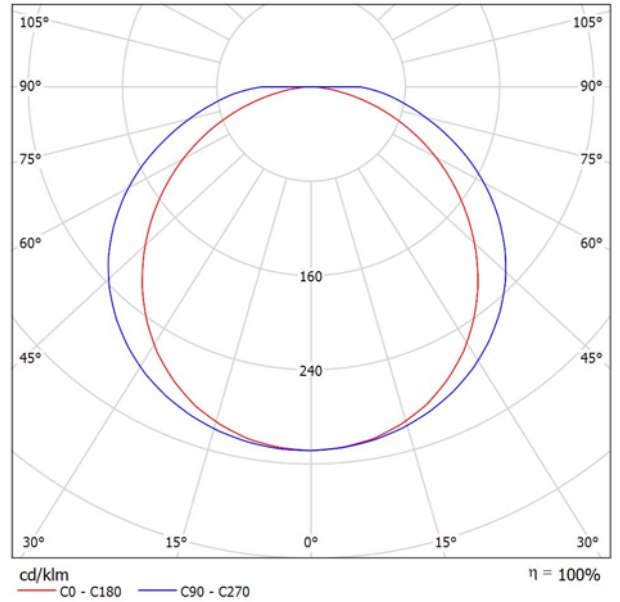


Operator Jonathan
Telephone
Fax
e-Mail

BCA150-T5D1 150W / Luminaire Data Sheet

Luminous emittance 1:

See our luminaire catalog for an image of the luminaire.



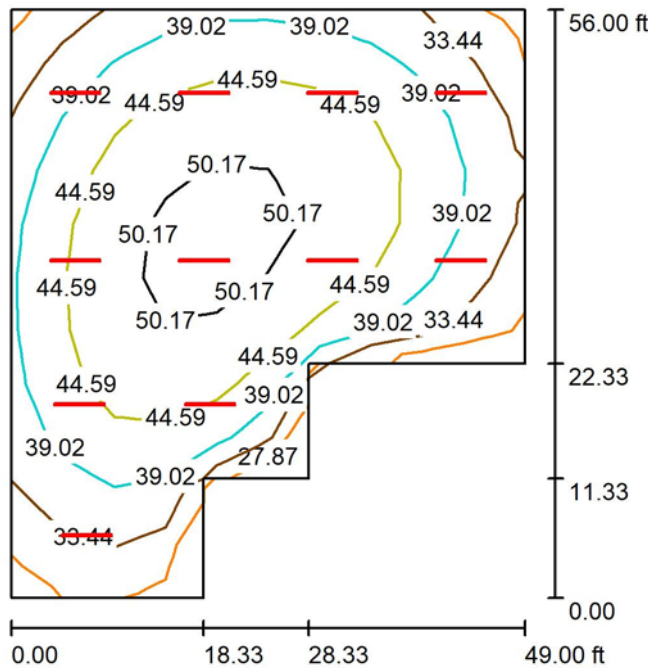
Luminaire classification according to CIE: 100
CIE flux code: 43 73 91 100 100

Due to missing symmetry properties, no UGR table can be displayed for this luminaire.



Operator Jonathan
 Telephone
 Fax
 e-Mail

Room 1 / Summary



Height of Room: 22.000 ft, Mounting Height: 22.000 ft, Light loss factor: 0.80 Values in Footcandles, Scale 1:220

Surface	ρ [%]	E_{av} [fc]	E_{min} [fc]	E_{max} [fc]	$u0$
Workplane	/	41	26	52	0.623
Floor	20	42	24	52	0.585
Ceiling	70	13	10	21	0.804
Walls (8)	50	31	16	61	/

Workplane:

Height: 0.000 ft
 Grid: 11 x 10 Points
 Boundary Zone: 0.000 ft

Luminaire Parts List

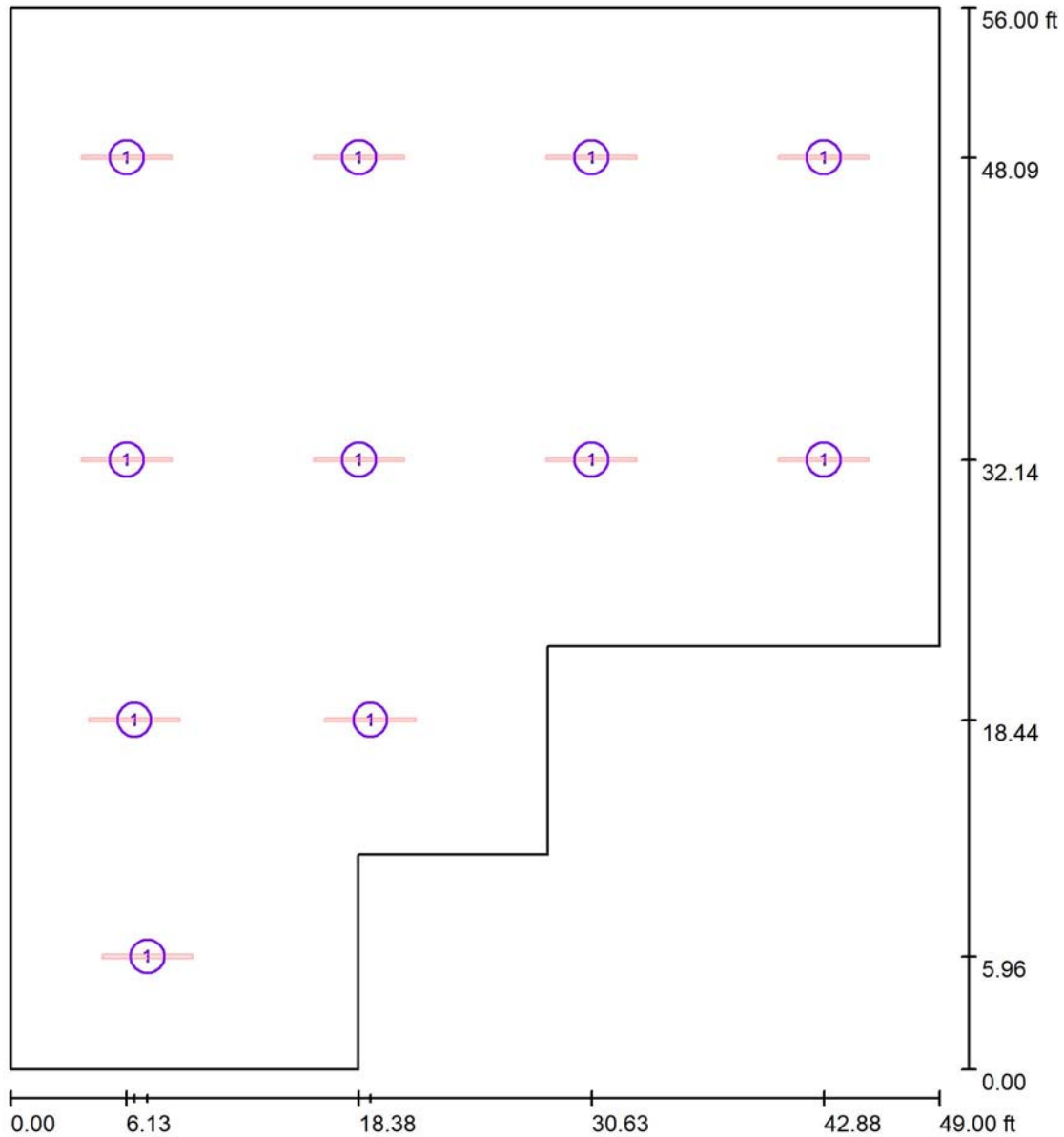
No.	Pieces	Designation (Correction Factor)	Φ (Luminaire) [lm]	Φ (Lamps) [lm]	P [W]
1	11	BCA150-T5D1 150W (1.000)	17252	17250	150.0
*Modified Technical Specifications			Total: 189772	Total: 189750	1650.0

Specific connected load: 0.76 W/sq ft = 0.18 W/sq ft/10 fc (Ground area: 2169.08 sq ft)



Operator Jonathan
 Telephone
 Fax
 e-Mail

Room 1 / Luminaires (layout plan)



Scale 1 : 116

Luminaire Parts List

No.	Pieces	Designation
1	11	BCA150-T5D1 150W

*Modified Technical Specifications

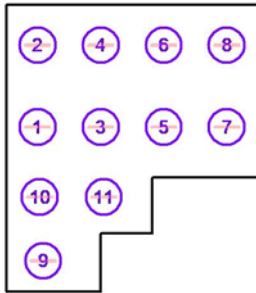


Operator Jonathan
 Telephone
 Fax
 e-Mail

Room 1 / Luminaires (coordinates list)

BCA150-T5D1 150W

17252 lm, 150.0 W, 1 x 1 x User defined (Correction Factor 1.000).




No.	Position [ft]			Rotation [°]		
	X	Y	Z	X	Y	Z
1	6.125	32.139	22.000	0.0	0.0	0.0
2	6.125	48.092	22.000	0.0	0.0	0.0
3	18.376	32.139	22.000	0.0	0.0	0.0
4	18.376	48.092	22.000	0.0	0.0	0.0
5	30.627	32.139	22.000	0.0	0.0	0.0
6	30.627	48.092	22.000	0.0	0.0	0.0
7	42.878	32.139	22.000	0.0	0.0	0.0
8	42.878	48.092	22.000	0.0	0.0	0.0
9	7.219	5.955	22.000	0.0	0.0	0.0
10	6.525	18.440	22.000	0.0	0.0	0.0
11	18.975	18.440	22.000	0.0	0.0	0.0



Operator Jonathan
Telephone
Fax
e-Mail

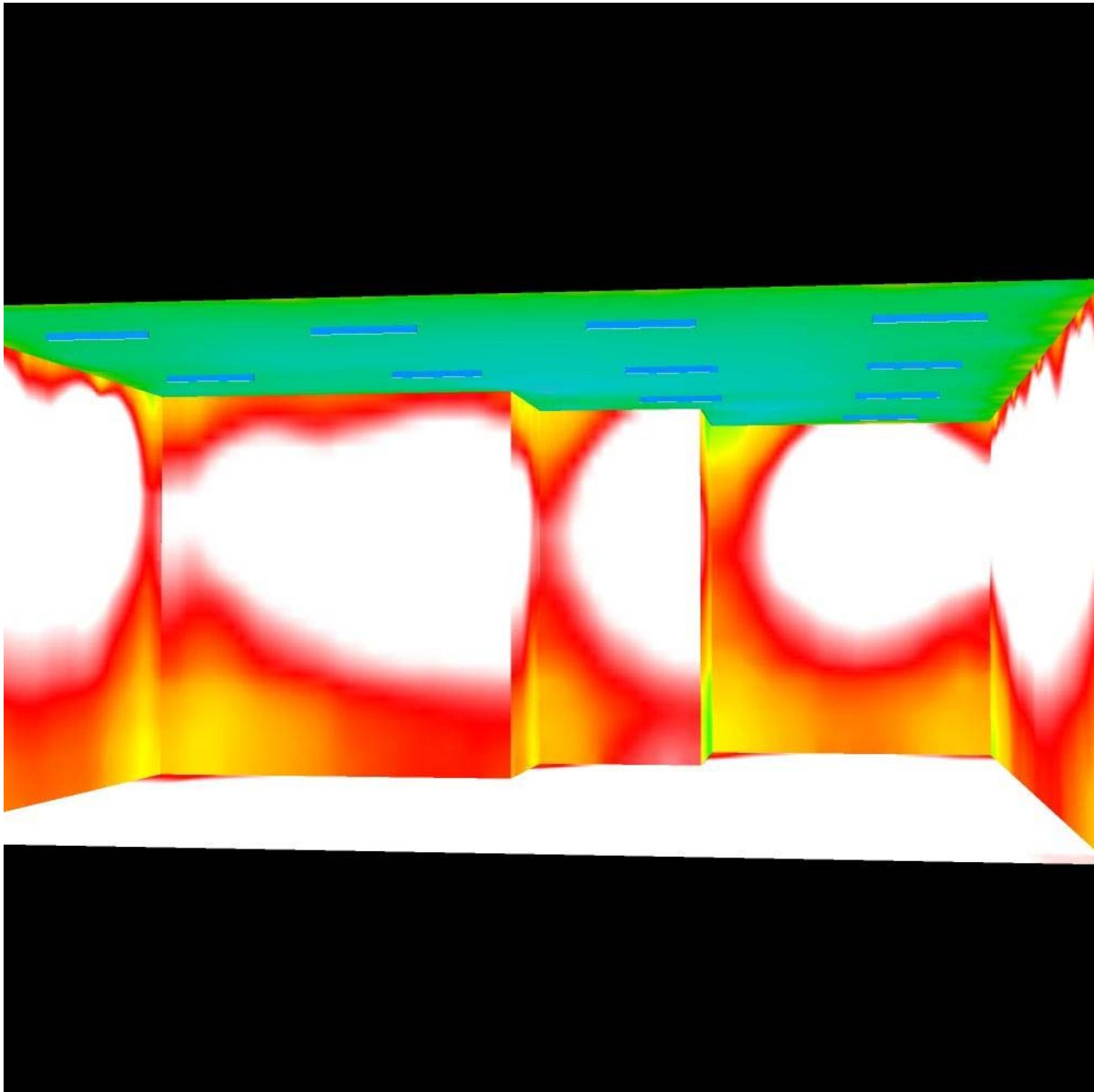
Room 1 / 3D Rendering





Operator Jonathan
Telephone
Fax
e-Mail

Room 1 / False Color Rendering

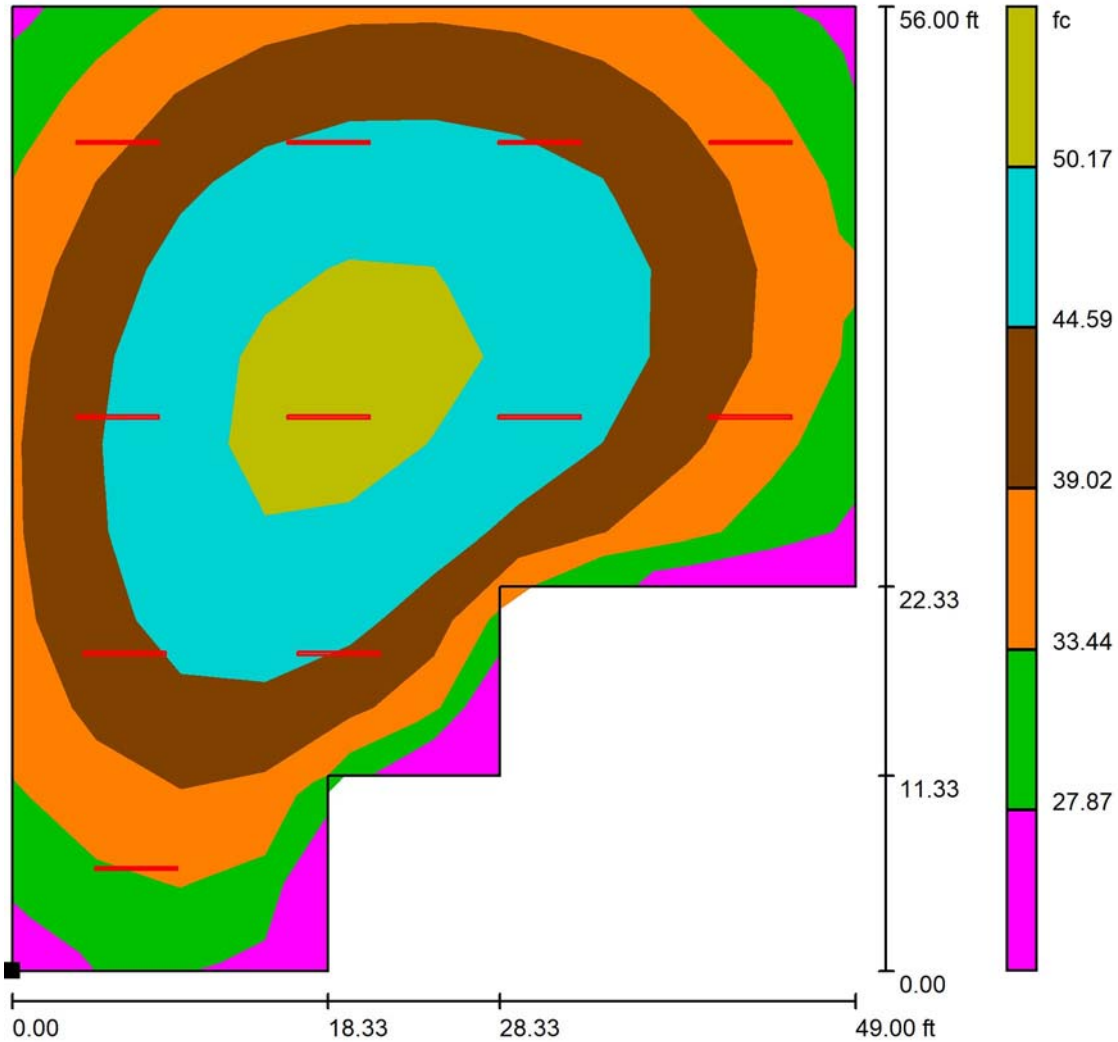


0.19 3.92 7.64 11.37 15.10 18.82 22.55 26.27 30.00 fc




Operator Jonathan
 Telephone
 Fax
 e-Mail

Room 1 / Workplane / Greyscale (E)



Scale 1 : 134

Position of surface in room:
 Marked point:
 (0.000 ft, 0.000 ft, 0.000 ft)



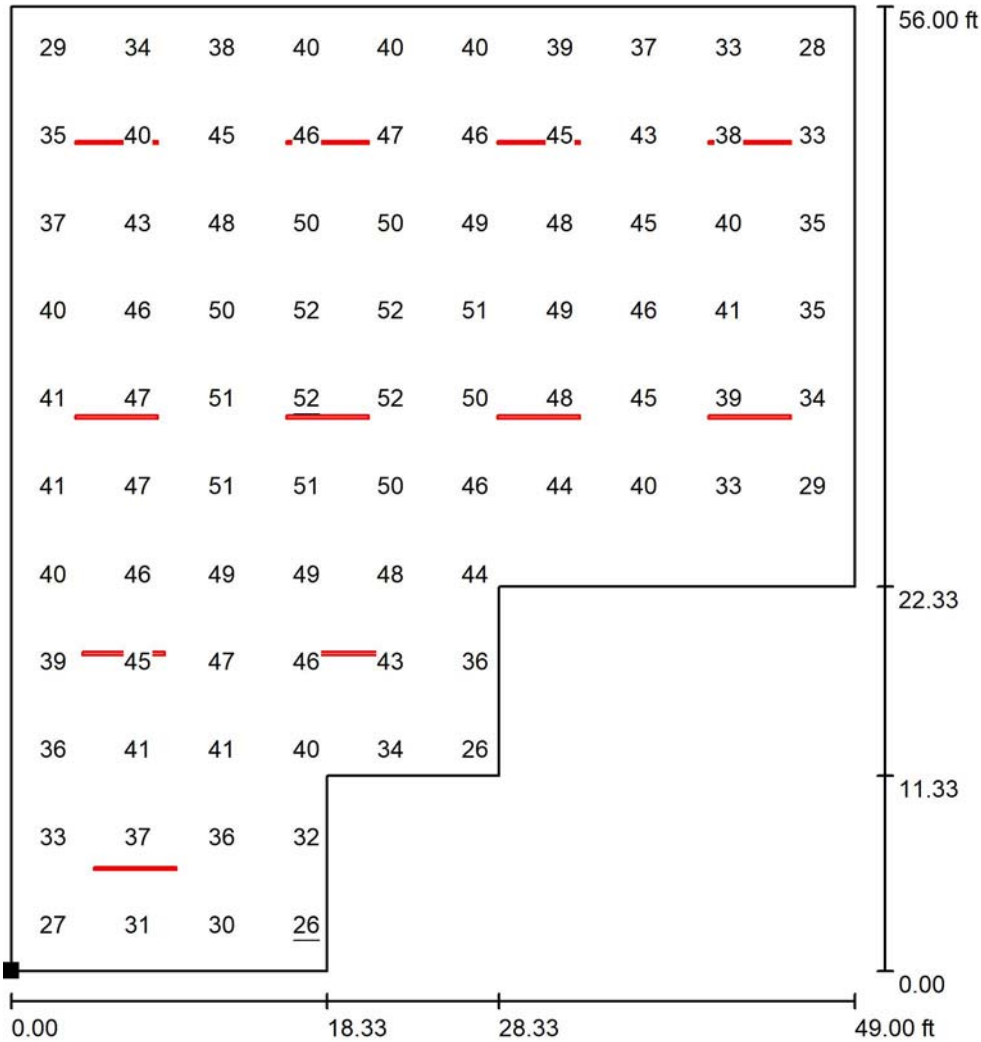
Grid: 11 x 10 Points

E_{av} [fc]	E_{min} [fc]	E_{max} [fc]	u0	E_{min} / E_{max}
41	26	52	0.623	0.490



Operator Jonathan
 Telephone
 Fax
 e-Mail


Room 1 / Workplane / Value Chart (E)



Values in Footcandles, Scale 1 : 134

Not all calculated values could be displayed.

Position of surface in room:
 Marked point:
 (0.000 ft, 0.000 ft, 0.000 ft)



Grid: 11 x 10 Points

E_{av} [fc]	E_{min} [fc]	E_{max} [fc]	u0	E_{min} / E_{max}
41	26	52	0.623	0.490