

SPEC SHEET



Certification #2018-001

FWC Certified



CONA

LED Bollard Light

AccessFixtures.com

FWC Certified:


1 This light emits light in 590 nanometers and comes with full baffle required to maintain Florida Wildlife Commission certification.

EXTREME-LIFE:

2 CONA features EXTREME-LIFE L70 @ 147,000 hours, providing years of virtually maintenance-free performance.

Cone Reflector:

3 This bollard light reflects light down and around the unit in a 360-degree pattern, maximizing efficiency.



PH: 800-468-9925
Sales@AccessFixtures.com
AccessFixtures.com



AccessFixtures
High-Performance Lighting Solutions



AccessFixtures

High-Performance Lighting Solutions

CONA OPTIONS

Light Source	LED
Kelvin	590nm Amber
Watts	11w, 17w, 24w
Available Finishes	Bronze, Black, Custom RAL
Housing	Extruded Aluminum Housing, Stainless Steel
Mounting	Mounting Kit with 8" Zinc-Plated Anchor Bolts, Included.
Height	42" [Standard], 36", 30"
Lens	Clear UV-Stabilized Polycarbonate or Opal UV-Stabilized
Driver	Electronic Driver, 120-277V or 347, 50/60Hz
Finish	Textured Bronze or Black Powdercoat Finish Over a Chromate Conversion Coating
Listings	CSA, IP65, ANSI/UL 1598, 8750;
Voltage	120-277v, 347 [17w only]
Warranty	5-year limited warranty



CONA OPTIONS

OPTIONS

- Choice of Finish: Bronze, Black, or custom RAL colors available upon request
- Stainless Steel
- Standard (42") or custom height down to 30"
- Choice of shipping anchor bolts ahead of time or with bollard light
- GCFI Outlet
- Surge protection
- 590nm Amber, FWC Certified or PC Amber
- Shielding options
- Backup battery

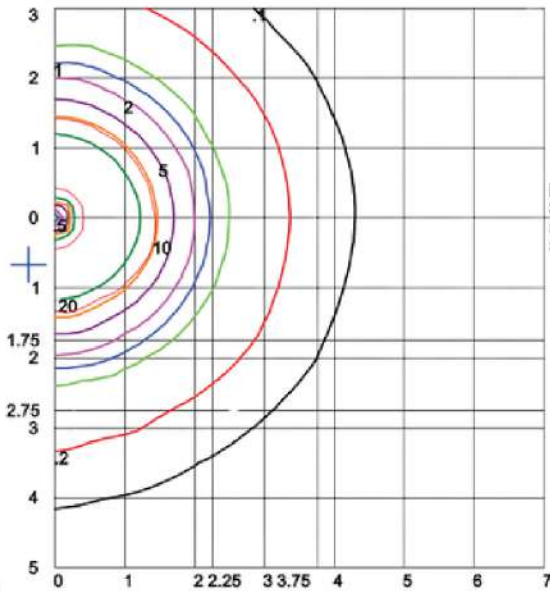




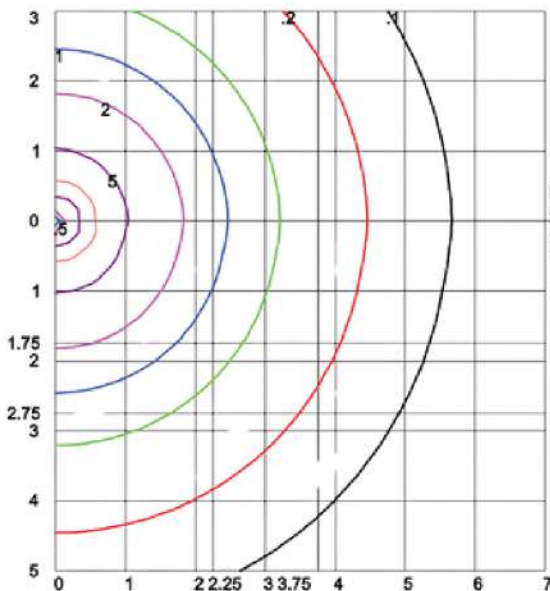
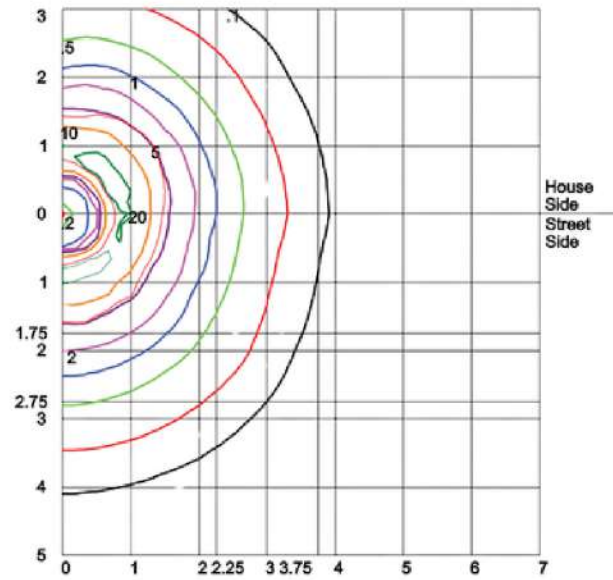
AccessFixtures

High-Performance Lighting Solutions

PHOTOMETRIC DATA



Distance In Units Of Mounting Height
Values Based On 3 Foot Mounting Height
1/2 Maximum Candela Trace Shown As Dashed Curve
(*) = Maximum Candela Point



Distance In Units Of Mounting Height
Values Based On 3 Foot Mounting Height
1/2 Maximum Candela Trace Shown As Dashed Curve
(*) = Maximum Candela Point

PH: 800-468-9925

Sales@AccessFixtures.com

AccessFixtures.com



AccessFixtures

High-Performance Lighting Solutions

Ordering Information

Example: AF33XBOFRWQ-C-1X22-U-FWC-C-Z-42-SF

Model	Optics/Beam	Wattage	Driver	CCT	Lens	Color	Height	Options
<p>AF33XBOFRWQ= Round Flat Top Bollard with Low Glare White Cone Reflector</p> <p>AF33XBOFRLQ= Round Flat Top Bollard with LED Cone Reflector</p>	<p>C=Type III F=Wide Beam Spread</p>	<p>1x10 = 10w 1x15 = 15w 1x22 = 22w</p>	<p>U = 120-277v C = 347* *15w Model Only</p>	<p>AMB=Amber FWC=FWC Certified</p>	<p>C=Clear UV- Stabilized Polycarbonate Vandal- Resistant Lens L= Opal UV- Stabilized Polycarbonate Vandal- Resistant Lens</p>	<p>B=Black Z=Bronze C=Custom</p>	<p>30=30" height 36=36" height 42=42" Standard Height</p>	<p>SF=SingleFuse* DF=Double Fuse* SP=Surge Protection GFI=GFCI outlet, 15A, 120v GSB=180° Glare Shield, Black GSZ=180° Glare Shield, Bronze GSC=180° Glare Shield,Custom Color (Consult Lighting Specialist) S5=Microwave Sensor with Dimming & Remote Programming BU=Battery Backup,90 Minutes* BUC=Cold Start Battery Backup, -20°C, 90 Minutes*</p> <p>*120-277v models only</p>

