

SPEC  
SHEET



# HEZE

## LED Wall Pack

AccessFixtures.com

1

### Full Cutoff:

The full cutoff design of this wall pack helps to meet local lighting ordinances by minimizing light trespass – also making it neighbor and dark-sky friend

2

### EXTREME-LIFE:

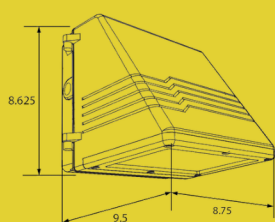
L70 rated life of 196,000 hours. This means that after 196,000 hours this fixture will still deliver 70% or more of its initial lumens – making it virtually maintenance-free.

3

### Durable Construction:

This HEZE wall pack fixture is made of die-cast aluminum and IP65 rated against water and dust.

highlights



PH: 800-468-9925

Sales@AccessFixtures.com

AccessFixtures.com



AccessFixtures  
High-Performance Lighting Solutions

Light Source	LED
Kelvin	4000K, 5000K
Watts	16w, 25w
Available Finishes	Textured Architectural Bronze Powdercoat Finish Over a Chromate Conversion Coating. Custom Colors Available Upon Request
Housing	Die Cast Hinged and Gasketed Aluminum Front Frame and Housing with ½" Coin Plugs. Nickel-Plated Stainless Steel Hardware
BUG Rating	Type III: 1, 2, 1 / Type V: 1, 2, 0
Mounting	Cast-in Template for Mounting Directly Over a 4" Recessed Outlet Box, or Use ½" Surface Conduit
Lumens	Up to 2,161
LPW	86
Lens	Tempered clear flat glass lens
Driver	Electronic Driver, 120-277V, 50/60Hz or 347-480V, 50/60Hz
Dimensions	9.5" L x 8¾" W x 8⅝" H
Listings	CSA, IP65, ANSI/UL
Voltage	120-277v, 347-480v
Photocell	Photocell Adaptable
Warranty	5-year limited warranty



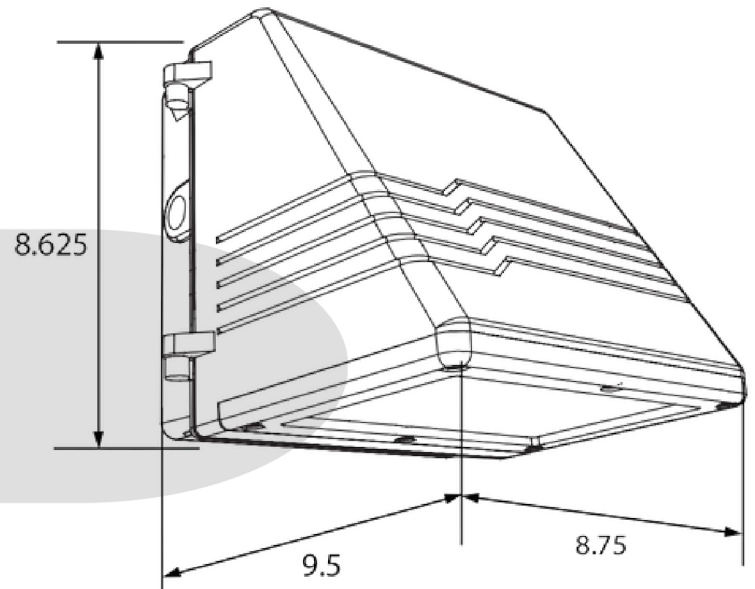
# AccessFixtures

High-Performance Lighting Solutions

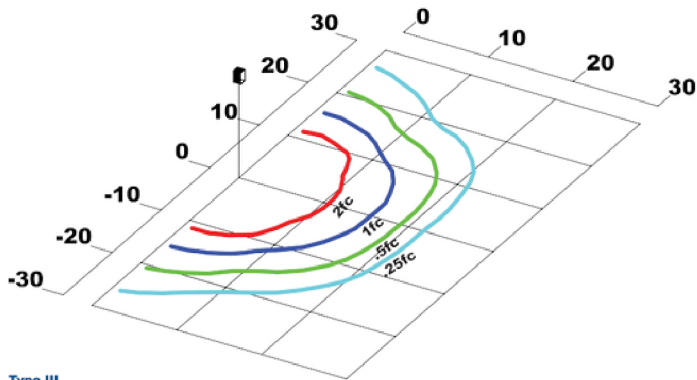
## HEZE OPTIONS

### OPTIONS

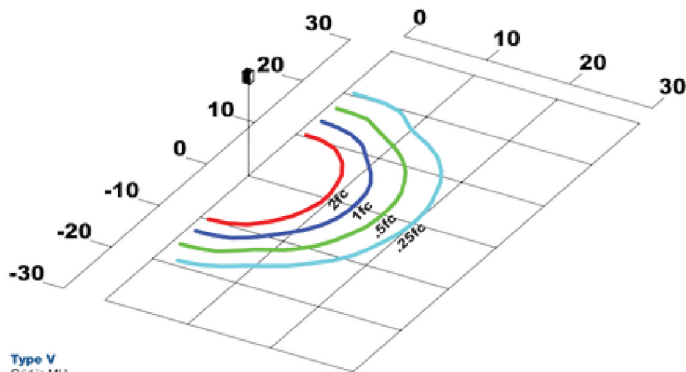
- 4000K, 5000K
- Optics: Type III or Type V
- 20KA Surge Protection
- 90min Emergency battery backup
- 347-480v



## PHOTOMETRICS



Type III  
Grid in MH  
MH=10 Feet



Type V  
Grid in MH  
MH=10 Feet

PH: 800-468-9925  
Sales@AccessFixtures.com  
AccessFixtures.com



**AccessFixtures**  
High-Performance Lighting Solutions