

CANO 18/35/52/60w Selectable Kelvin Canopy Light

Product Description:

This canopy light has a slim and low profile design which provides a safe and visually appealing lighting experience. Luminaire can be mounted directly or with 3/4" pendant mounting option. Quick mount structure allows for contractors to work safely and easily in the confined space areas.

With the patented smart controller, this canopy allows multiple wattages and CCT to choose from based on different environments. It is the perfect upgrade from a 100W metal halide lamp with the benefit of low maintenance cost.

Optional mounting and Kelvin color* with adder.

Features:

LISTING

UL and CUL listed for wet locations

HOUSING

Solid construction die-cast aluminum body

FINISH

UV stabilized power coated finish

LENS

High impact PC diffuser

MOUNT

Unique quick mount design

OPTIONS

Glare - free

Finish - Bronze. Color option with adder

Optional Photocontrol

Optional Motion Sensor

Optional 8W Emergency Driver



Available Options



Patented Smart Controller



Optional photo control



Optional Motion Sensor

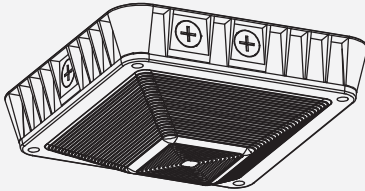


Quick mount

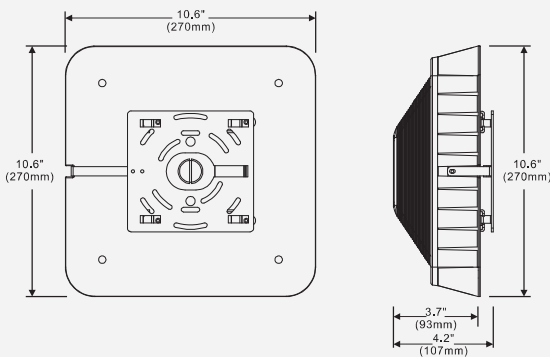


Optional Emergency Driver

Line Drawing

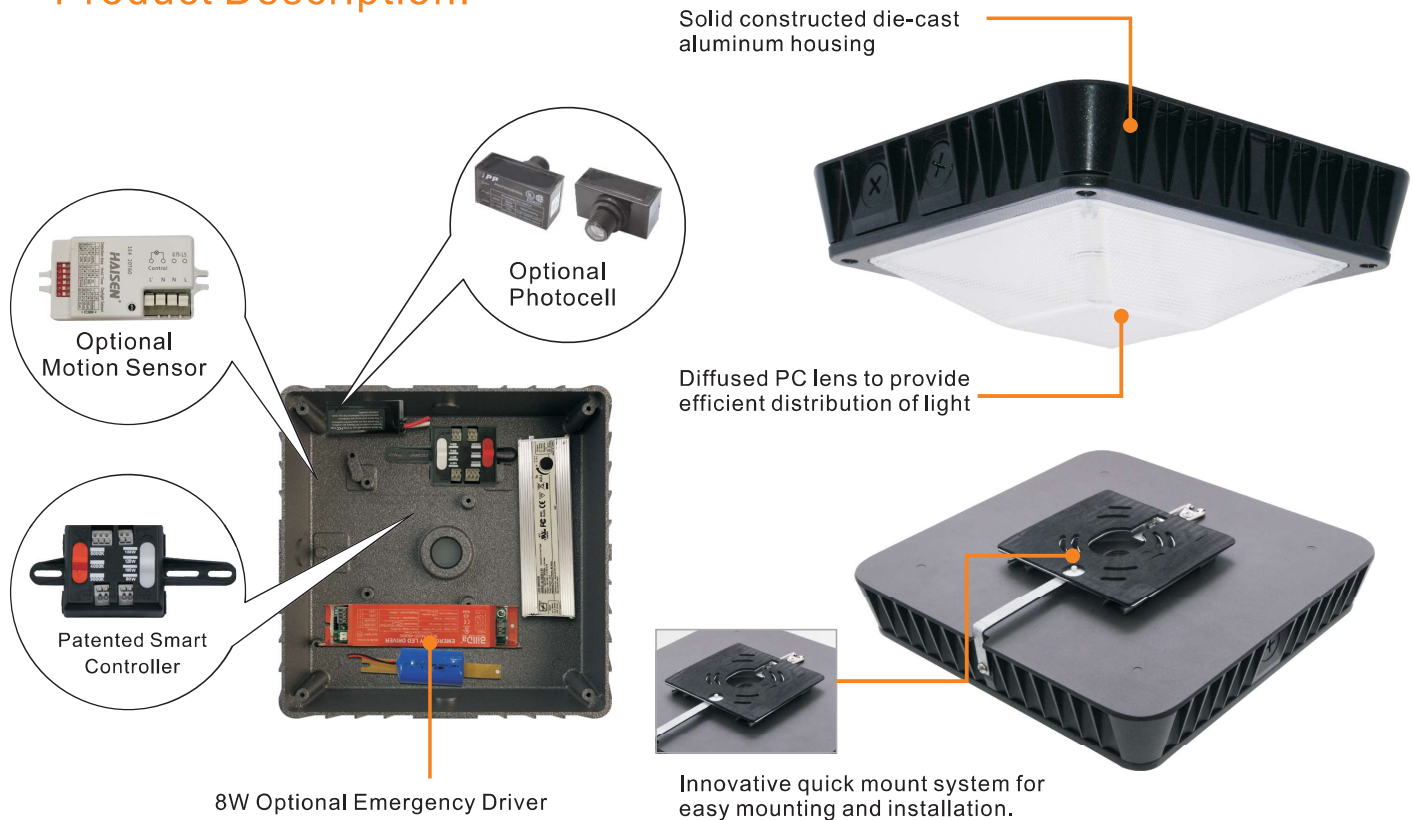


Dimensions



Meets new DLC 5.1 standards

Product Description:



Performance Data

Model NO.	System Watts	Lumens	Efficacy
AF55X LED-3965	18/35/52/60W	7707 lm**	139.5 lm/W*
**Lumen shows the highest wattage *Efficacy based on 4000K			

Specification:

Example: LED-3965

Model No.	System Watts	Input Voltage	CRI	Color Temp	Option	Finish	Starting Temp
AF55X LED-3965	060=60W	UNV=120-277V	7=70+	TK=5000 K TK=4000 K TK=3000 K	Photocontrol FAO smart controller Occupancy sensor Emergency Driver	Bronze	-40°C ~ +50°C