



Pickleball Court Lighting

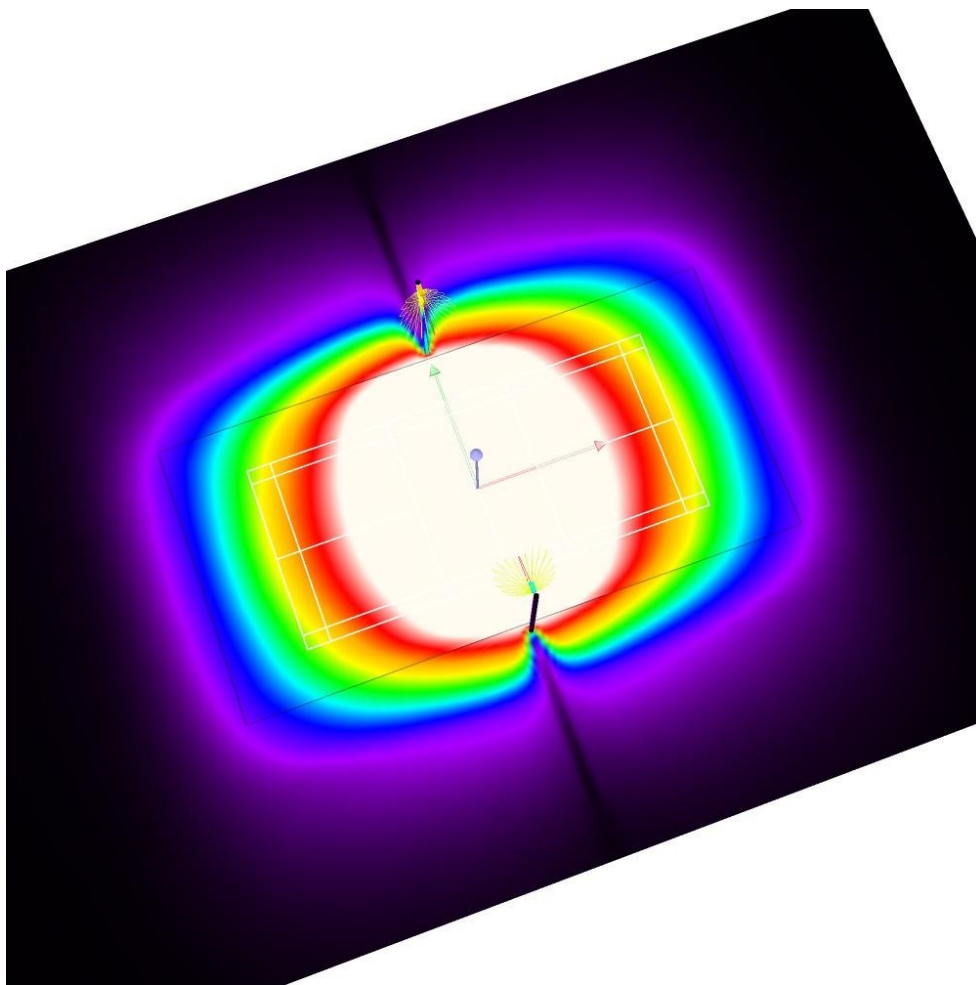
Full Cut Off 4000 Kelvin LED Lights

Shown with Backlight Shielding and 3/4 Baffles

Dark Sky Compliant with 3000 Kelvin LEDs**

(2) 20' Poles - (2) APTA 360s

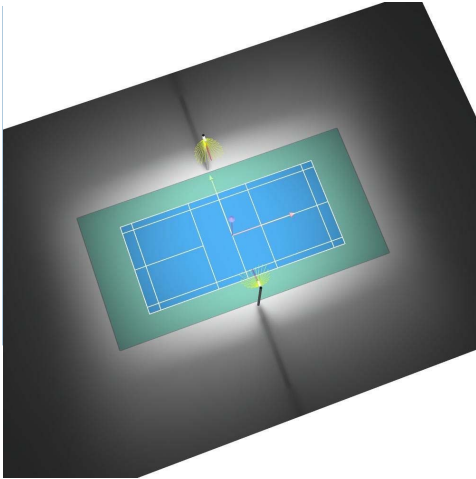
Average 31 Footcandles and 1.90 Max/Min Ratio



This photometric study was generated using methods recommended by the Illuminating Engineering Society of North America (IESNA). The calculations in this report are based on data provided by a third party. The accuracy of this report is dependent on the accuracy of the data provided. End user environment and application including but not limited to voltage variation and dirt accumulation can cause actual photometric performance to differ from the performance calculated using the data provided. This report is provided without warranty as to accuracy, completeness, reliability or otherwise. In no event will Access Fixtures be responsible for any loss resulting from use of this report.

** Dark Sky requirements may vary. 3000 Kelvin is a typical standard. 2200 Kelvin may be required. Check you local lighting ordinances. 3000 Kelvin LEDs will result in approximately 6% reduction in footcandles.

AccessFixtures.com 800.468.9925 Sales@AccessFixtures.com



Key Points

- A photometric analysis provides a multidimensional simulation of a lighting design engineered to accomplish a application-specific outcome, in this case a pickleball court that meets sporting standards. The criteria for each photometric varies by sport, application, municipal code, safety standard, structural restrictions, and personal preferences. We use Illuminating Engineering Society (IES) standards as well as specialist expertise when engineering lighting plans.

- Each sport has different lighting requirements with regard to footcandles, max/min ratio, and the location, height and angle of the fixtures.

- Important Sports Factors

- Footcandles:

Simply put, this is a unit of measurement for the amount of light projected onto a specific surface. More footcandles are required for fast moving sports with small balls such as hockey, tennis, and pickleball because it is more difficult to see the object in motion. Fewer footcandles are required for sports with large and/or slower moving balls such as basketball and bocce ball because it is easier to see the moving object.

- Max/Min:

A measure of how evenly the light is distributed on a specific surface. Lower max/min ratios are required for fast moving sports with small objects. If you have a high max/min ratio with "poor" lighting in one zone and "good" lighting in the other, when the ball is in motion you could lose sight of it when turning your head. Alternatively, if you had "good" light in one zone and "great" light in another, you would *still* lose track of the ball when tracking from zone to zone. *The reason for this is because, regardless of how many footcandles of light there are, if there is a contrast between two areas, your pupils will dilate and you can lose sight of your target.*


- Pole and fixture height, location and angles:

These factors vary based on the direction the light needs to be projected toward or restricted from as well as the game style, player body mechanics, and glare that may interfere with a players ability to perform. *If a sport requires that a player look upward, directly into the lighting fixture, they will experience discomfort due to glare and will be unable to play properly if light is not diffused.*

- Lighting Factors

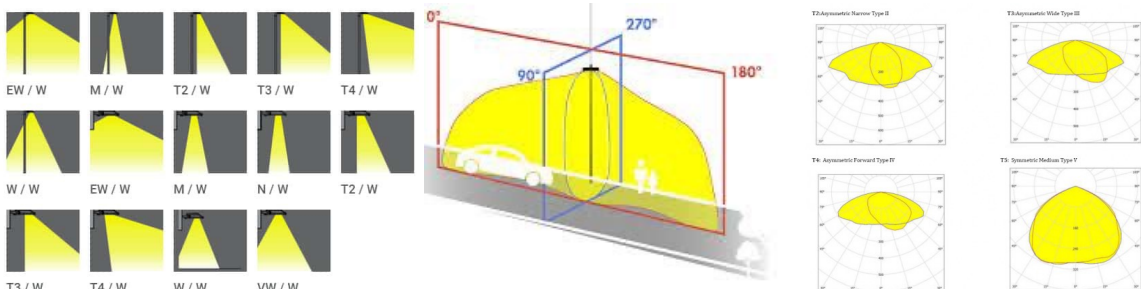
- Kelvin:

This is a measure of the color "warmth". Most applications use between 3000k-5000k.

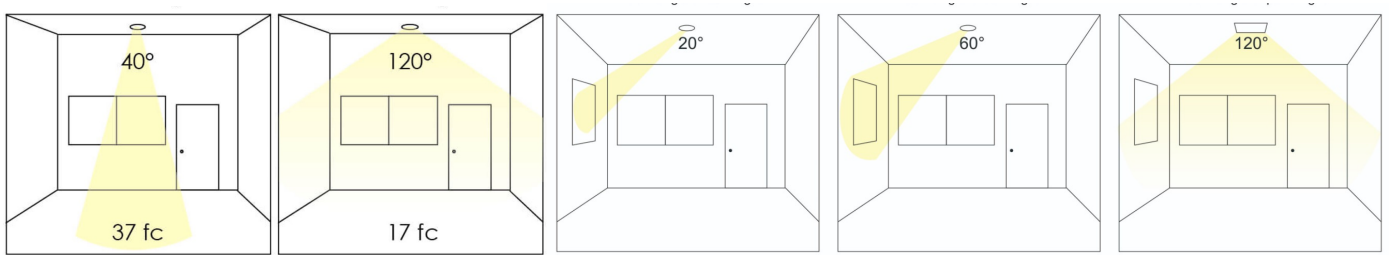


- Optics:

There are many types of optics that project light in unimaginable ways. Sometimes its spherical, other times it's tubular, other times it is oblong. Furthermore, optics dictate the directions in which light is cast to ensure it's hitting the correct areas efficiently and without excessive light trespass.



Footcandle Factors: Distance from light source, angle, optics, wattage, and kelvin.



This shows how optics change the number of footcandles on the floor. It also shows how optics affect light distribution.

You needed specialized optics to achieve the fc and Max/Min ratio presented in this photometric study.

The following parts and materials are included: anchor bolts, poles, 2
3/8" tenon, slip fitter mount, and fixtures with specified options)

Operator
Telephone
Fax
e-Mail

Table of contents

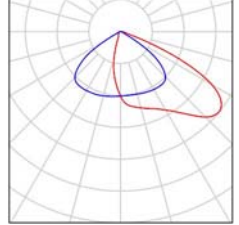
Pickleball Court (Dark Sky Style + Backlight Shields) (2) 20' Poles - (2) APTA 360s - 31FC - 1.9mm	
Project Cover	1
Table of contents	2
Luminaire parts list	3
AF88XPAD360-T3S-40K-3535F-BLS	
Luminaire Data Sheet	4
Exterior Scene 1	
Planning data	5
Luminaires (layout plan)	6
Luminaires (coordinates list)	7
3D Rendering	8
False Colour Rendering	9
Exterior Surfaces	
Pickleball 1 Calculation Grid (PA)	
Summary	10
Isolines (E, Perpendicular)	11
Greyscale (E, Perpendicular)	12
Value Chart (E, Perpendicular)	13
Table (E, Perpendicular)	14

Operator
Telephone
Fax
e-Mail

2 Pole Pickleball Court (Dark Sky + Backlight Shields) 31fc 1.9mm/ Luminaire parts list

2 Pieces AF88XPAD360-T3S-40K-3535F-BLS
Article No.:
Luminous flux (Luminaire): 34389 lm
Luminous flux (Lamps): 34356 lm
Luminaire Wattage: 349.2 W
Luminaire classification according to CIE: 100
CIE flux code: 41 84 98 100 100
Fitting: 1 x 4000K 3535F-V2 (Correction Factor 1.000).

See our luminaire catalog
for an image of the
luminaire.

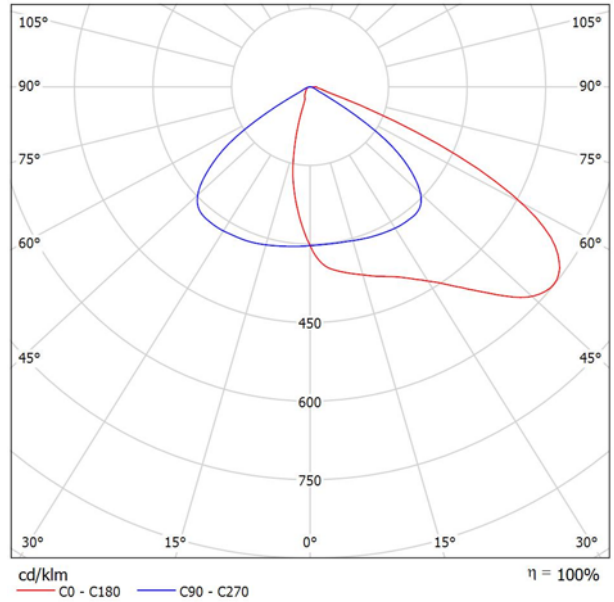


Operator
Telephone
Fax
e-Mail

AF88XPAD360-T3S-40K-3535F-BLS / Luminaire Data Sheet

Luminous emittance 1:

See our luminaire catalog for an image of the luminaire.

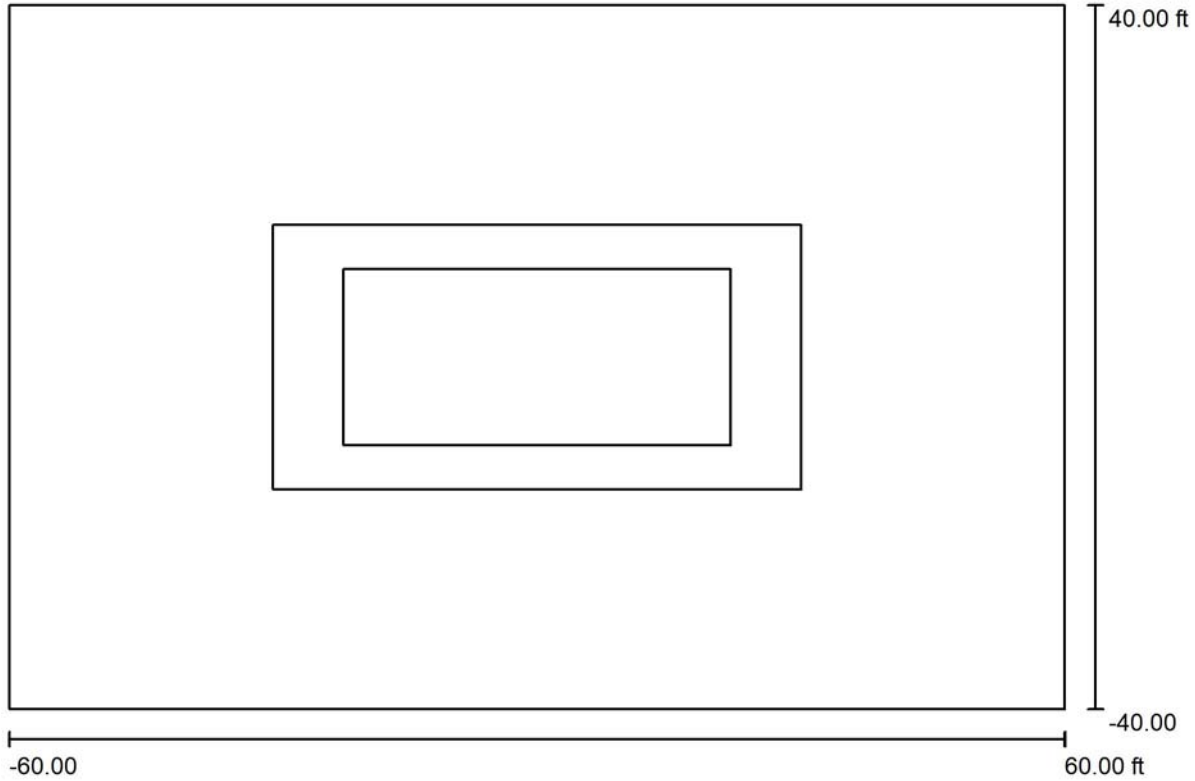


Luminaire classification according to CIE: 100
CIE flux code: 41 84 98 100 100

Due to missing symmetry properties, no UGR table can be displayed for this luminaire.

Operator
 Telephone
 Fax
 e-Mail

Exterior Scene 1 / Planning data



Maintenance factor: 0.90, ULR (Upward Light Ratio): 0.0%

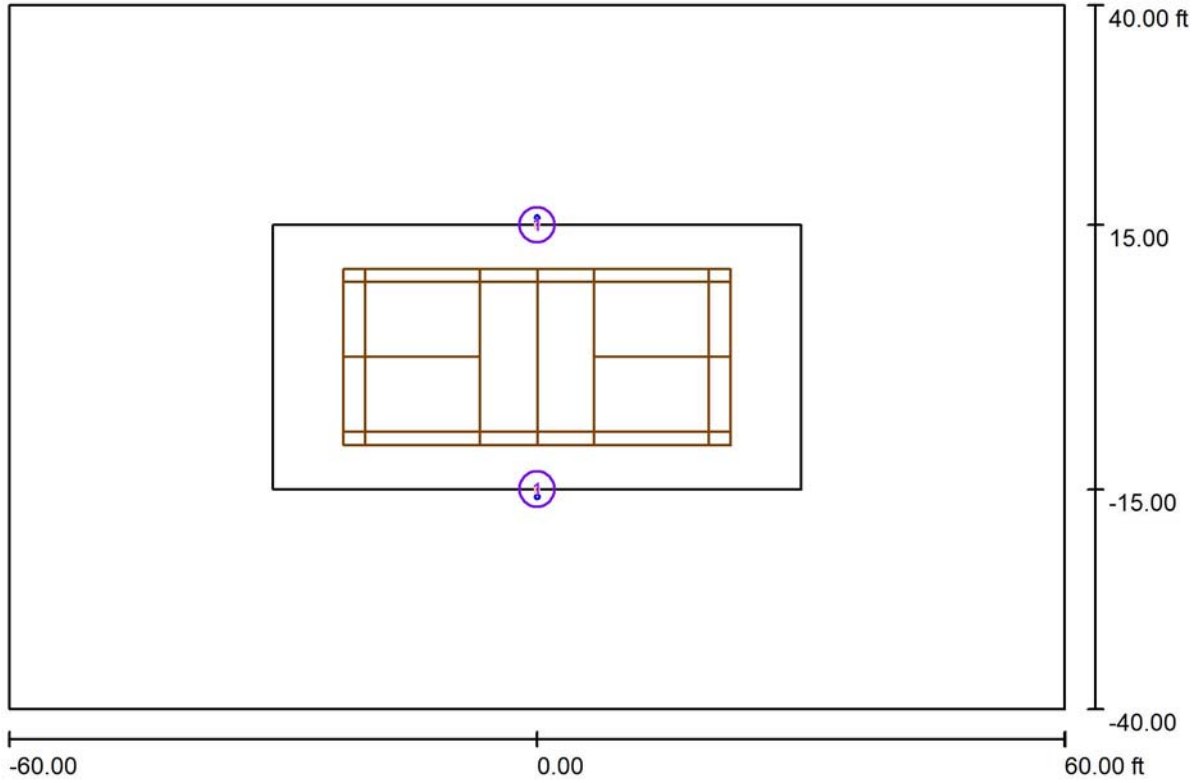
Scale 1:262

Luminaire Parts List

No.	Pieces	Designation (Correction Factor)	Φ (Luminaire) [lm]	Φ (Lamps) [lm]	P [W]
1	2	AF88XPAD360-T3S-40K-3535F-BLS (1.000)	34389	34356	349.2
			Total: 68777	Total: 68713	698.4

Operator
Telephone
Fax
e-Mail

Exterior Scene 1 / Luminaires (layout plan)



Scale 1 : 262

Luminaire Parts List

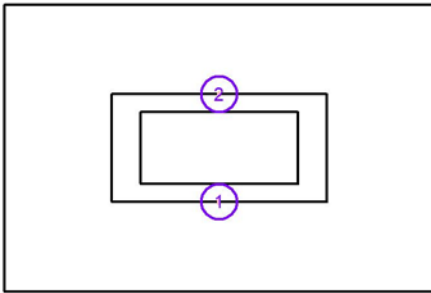
No.	Pieces	Designation
1	2	AF88XPAD360-T3S-40K-3535F-BLS

Operator
 Telephone
 Fax
 e-Mail

Exterior Scene 1 / Luminaires (coordinates list)

AF88XPAD360-T3S-40K-3535F-BLS

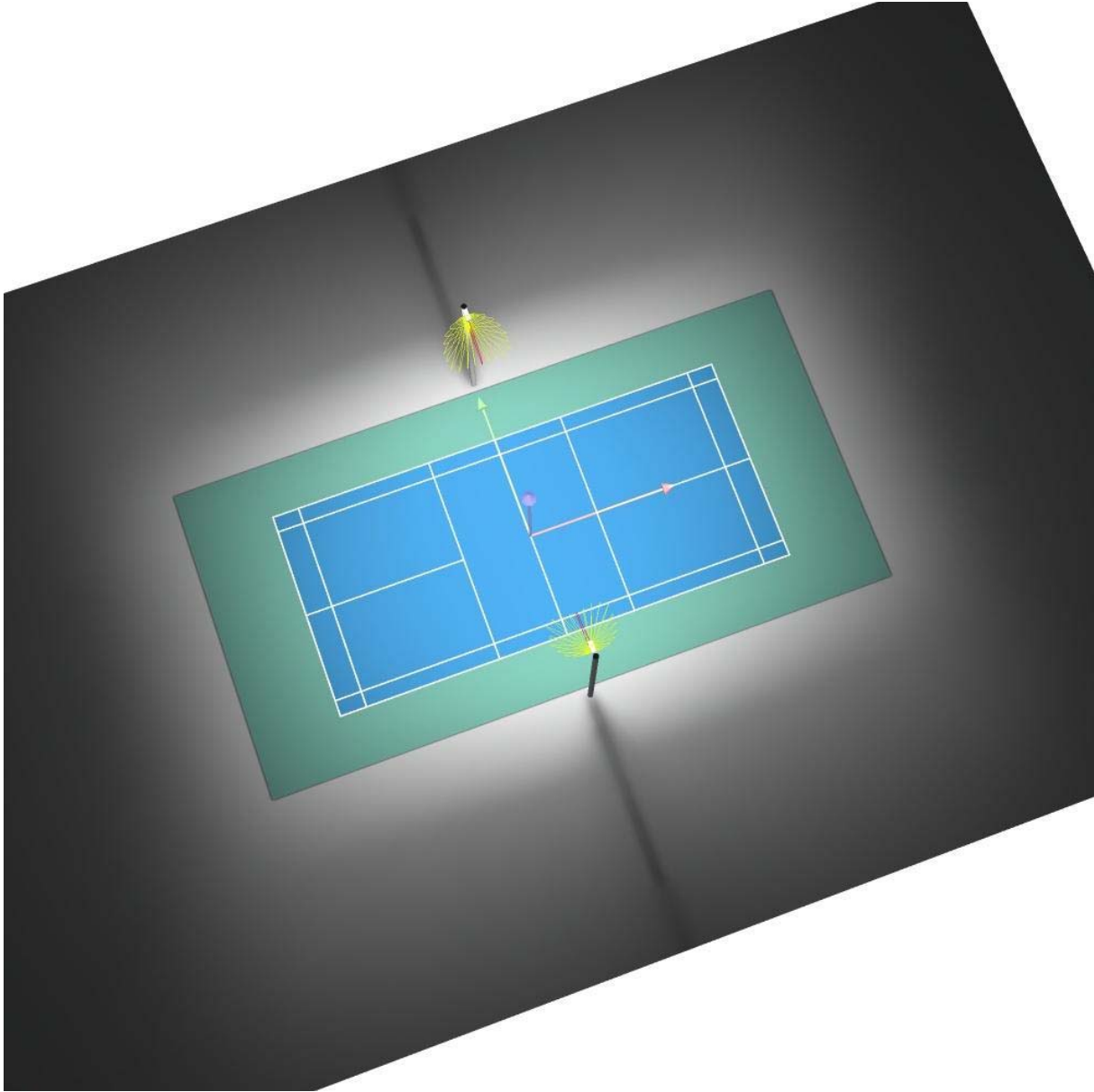
34389 lm, 349.2 W, 1 x 1 x 4000K 3535F-V2 (Correction Factor 1.000).



No.	Position [ft]			Rotation [°]		
	X	Y	Z	X	Y	Z
1	0.000	-15.000	20.000	0.0	0.0	90.0
2	0.000	15.000	20.000	0.0	0.0	-90.0

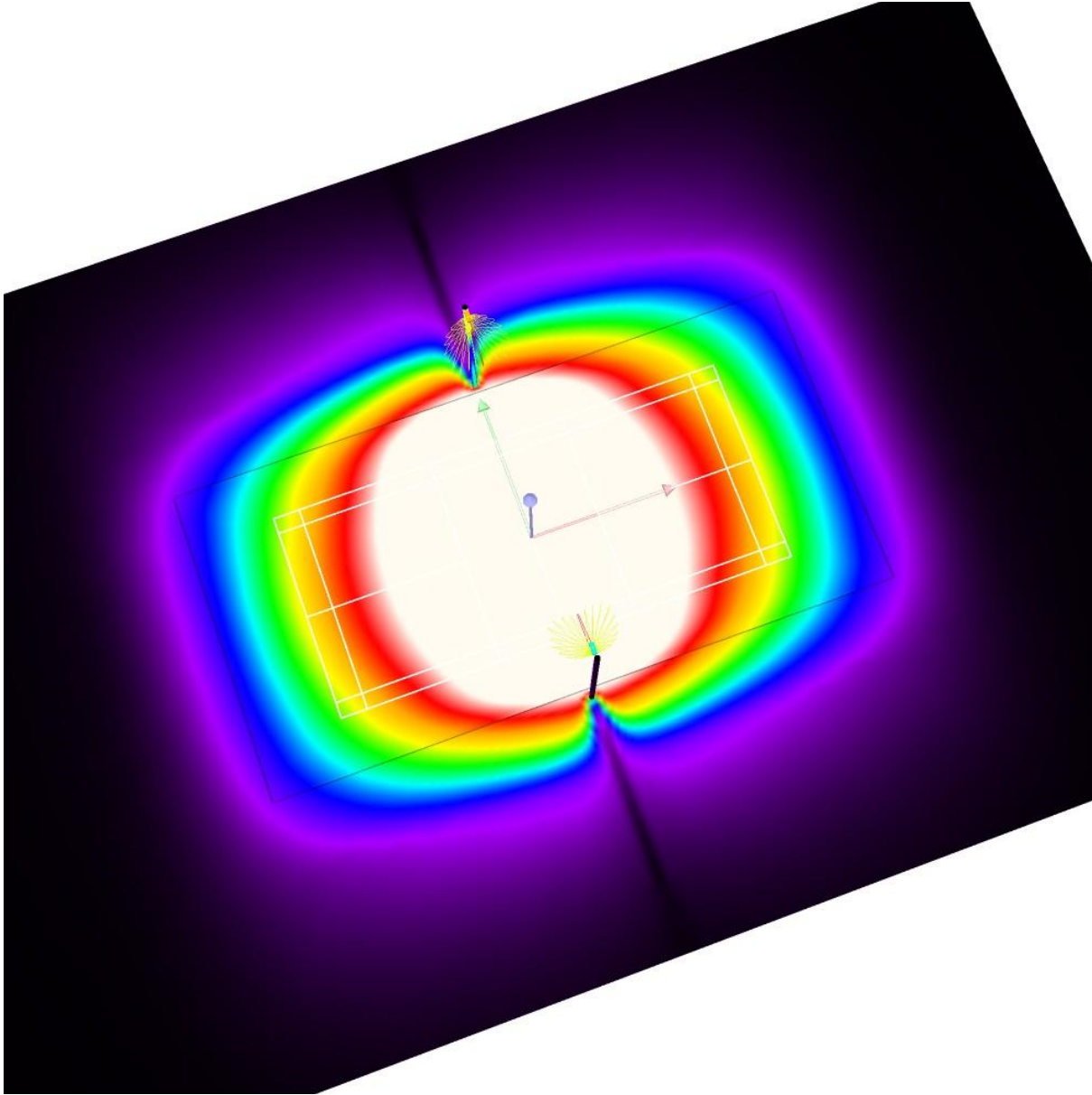
Operator
Telephone
Fax
e-Mail

Exterior Scene 1 / 3D Rendering



Operator
Telephone
Fax
e-Mail

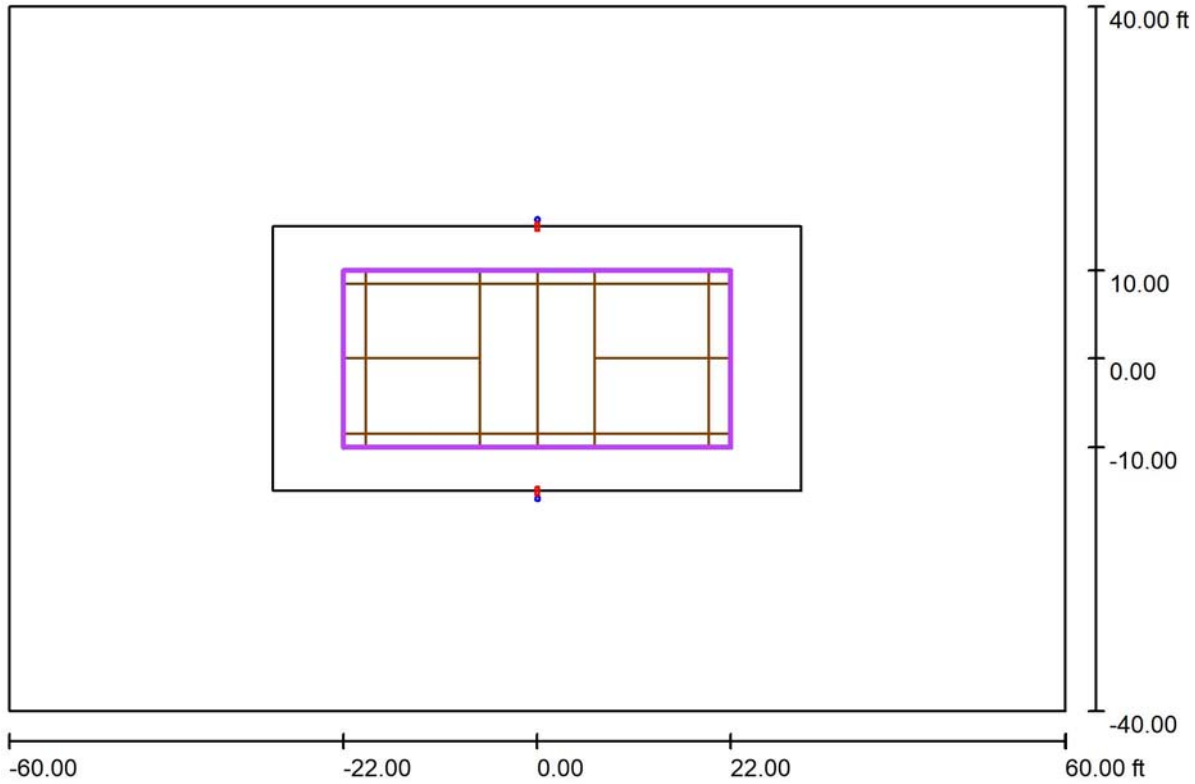
Exterior Scene 1 / False Colour Rendering



0 3.75 7.50 11.25 15.00 18.75 22.50 26.25 30.00 fc

Operator
 Telephone
 Fax
 e-Mail

Exterior Scene 1 / Pickleball 1 Calculation Grid (PA) / Summary



Scale 1 : 262

Position: (0.000 ft, 0.000 ft, 0.000 ft)
 Size: (44.000 ft, 20.000 ft)
 Rotation: (0.0°, 0.0°, 0.0°)
 Type: Normal, Grid: 11 x 5 Points
 Belongs to the following sport arena: Pickleball 1

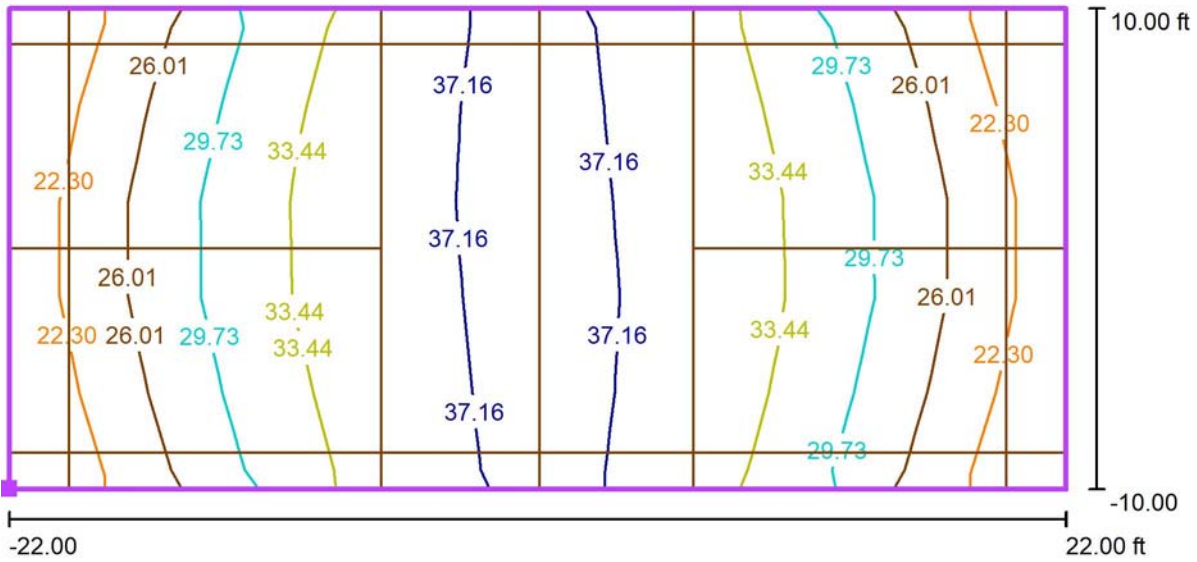
Results overview

No.	Type	E_{av} [fc]	E_{min} [fc]	E_{max} [fc]	u0	E_{min} / E_{max}	E_{hm} / E_m	H [ft]	Camera
1	perpendicular	31	20	38	0.65	0.53	/	0.000	/

E_{hm} / E_m = Relationship between middle horizontal and vertical illuminance, H = Measuring Height

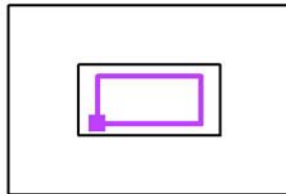
Operator
 Telephone
 Fax
 e-Mail

Exterior Scene 1 / Pickleball 1 Calculation Grid (PA) / Isolines (E, Perpendicular)



Values in Footcandles, Scale 1 : 96

Position of surface in external scene:
 Marked point: (-22.000 ft, -10.000 ft,
 0.000 ft)

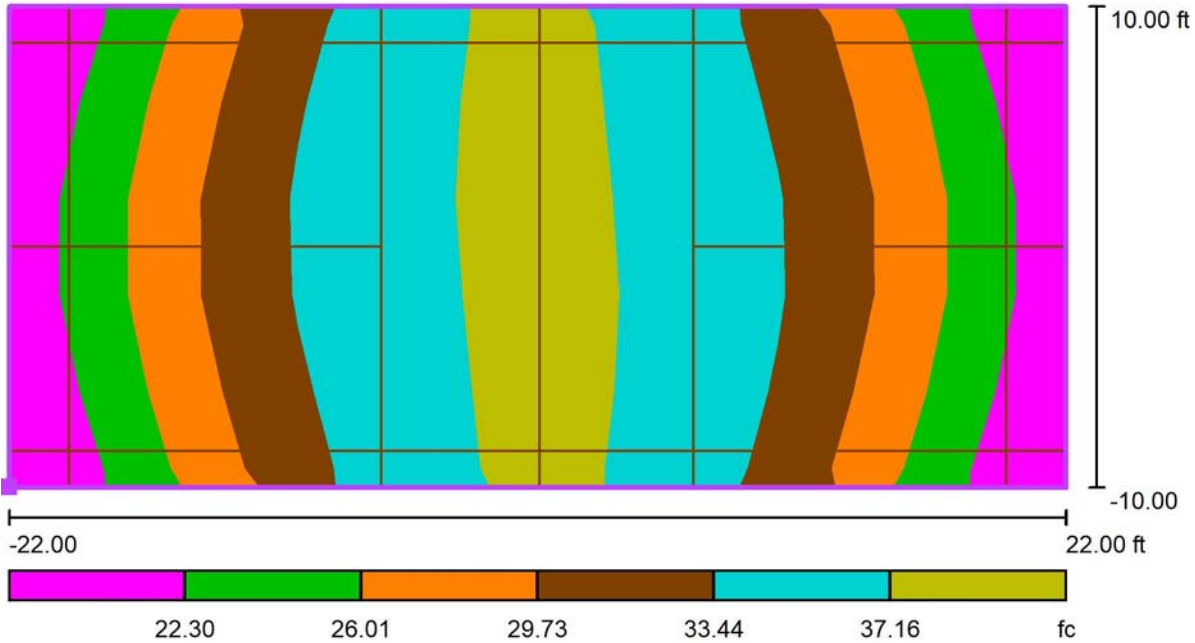


Grid: 11 x 5 Points

E_{av} [fc]	E_{min} [fc]	E_{max} [fc]	u_0	E_{min} / E_{max}
31	20	38	0.65	0.53

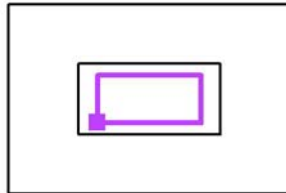
Operator
 Telephone
 Fax
 e-Mail

Exterior Scene 1 / Pickleball 1 Calculation Grid (PA) / Greyscale (E, Perpendicular)



Scale 1 : 96

Position of surface in external scene:
 Marked point: (-22.000 ft, -10.000 ft,
 0.000 ft)

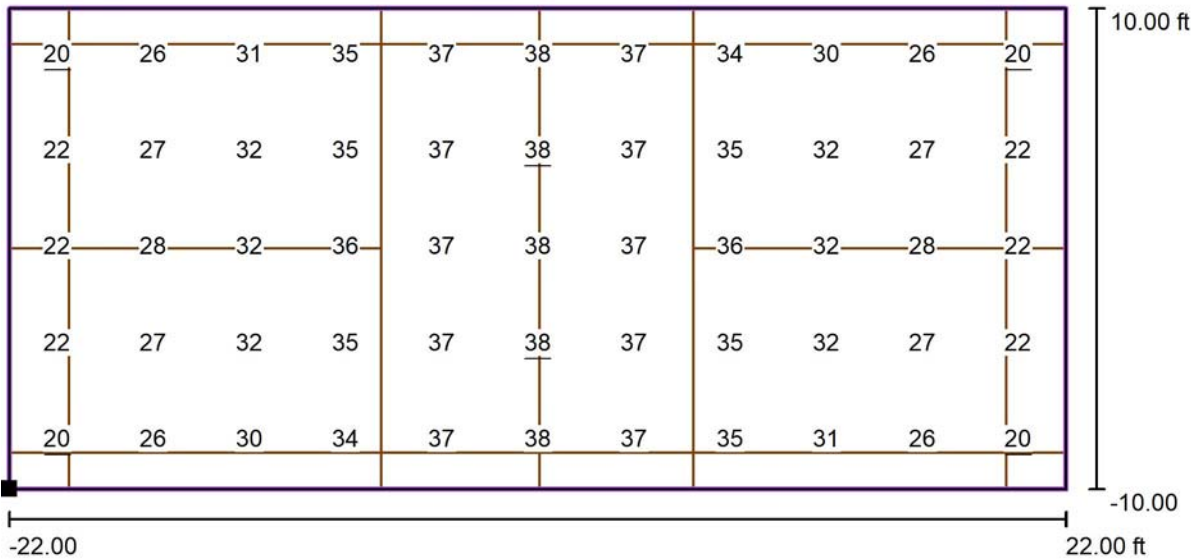


Grid: 11 x 5 Points

E_{av} [fc]	E_{min} [fc]	E_{max} [fc]	u0	E_{min} / E_{max}
31	20	38	0.65	0.53

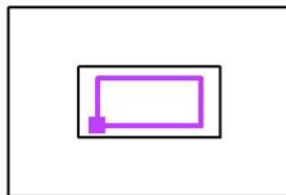
Operator
 Telephone
 Fax
 e-Mail

Exterior Scene 1 / Pickleball 1 Calculation Grid (PA) / Value Chart (E, Perpendicular)



Values in Footcandles, Scale 1 : 96

Position of surface in external scene:
 Marked point: (-22.000 ft, -10.000 ft, 0.000 ft)

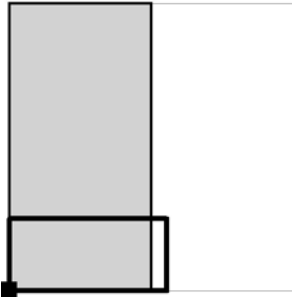


Grid: 11 x 5 Points

E_{av} [fc]	E_{min} [fc]	E_{max} [fc]	u0	E_{min} / E_{max}
31	20	38	0.65	0.53

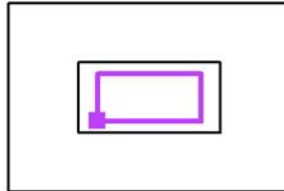
Operator
 Telephone
 Fax
 e-Mail

Exterior Scene 1 / Pickleball 1 Calculation Grid (PA) / Table (E, Perpendicular)



■ Current Selection
 □ Further Selections

Position of surface in external scene:
 Marked point: (-22.000 ft, -10.000 ft,
 0.000 ft)



18.000	<u>20</u>	26	31	35	37	<u>38</u>	37	34	30	26
14.000	22	27	32	35	37	<u>38</u>	37	35	32	27
10.000	22	28	32	36	37	<u>38</u>	37	36	32	28
6.000	22	27	32	35	37	<u>38</u>	37	35	32	27
2.000	<u>20</u>	26	30	34	37	<u>38</u>	37	35	31	26
ft	2.000	6.000	10.000	14.000	18.000	22.000	26.000	30.000	34.000	38.000

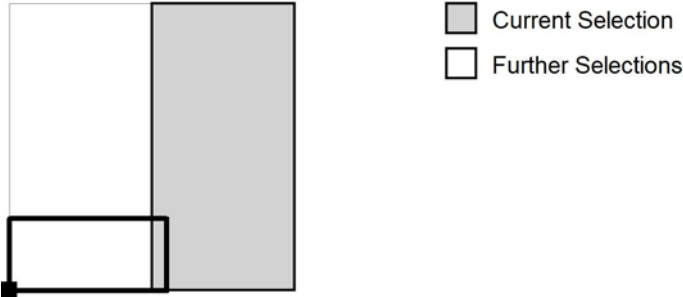
Attention: The coordinates refer to the image above. Values in Footcandles.

Grid: 11 x 5 Points

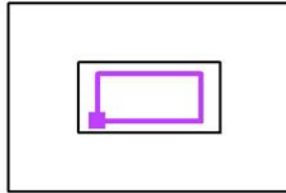
E_{av} [fc]	E_{min} [fc]	E_{max} [fc]	u0	E_{min} / E_{max}
31	20	38	0.65	0.53

Operator
 Telephone
 Fax
 e-Mail

Exterior Scene 1 / Pickleball 1 Calculation Grid (PA) / Table (E, Perpendicular)



Position of surface in external scene:
 Marked point: (-22.000 ft, -10.000 ft,
 0.000 ft)



18.000	<u>20</u>
14.000	22
10.000	22
6.000	22
2.000	<u>20</u>
ft	42.000

Attention: The coordinates refer to the image above. Values in Footcandles.

Grid: 11 x 5 Points

E_{av} [fc]	E_{min} [fc]	E_{max} [fc]	u0	E_{min} / E_{max}
31	20	38	0.65	0.53