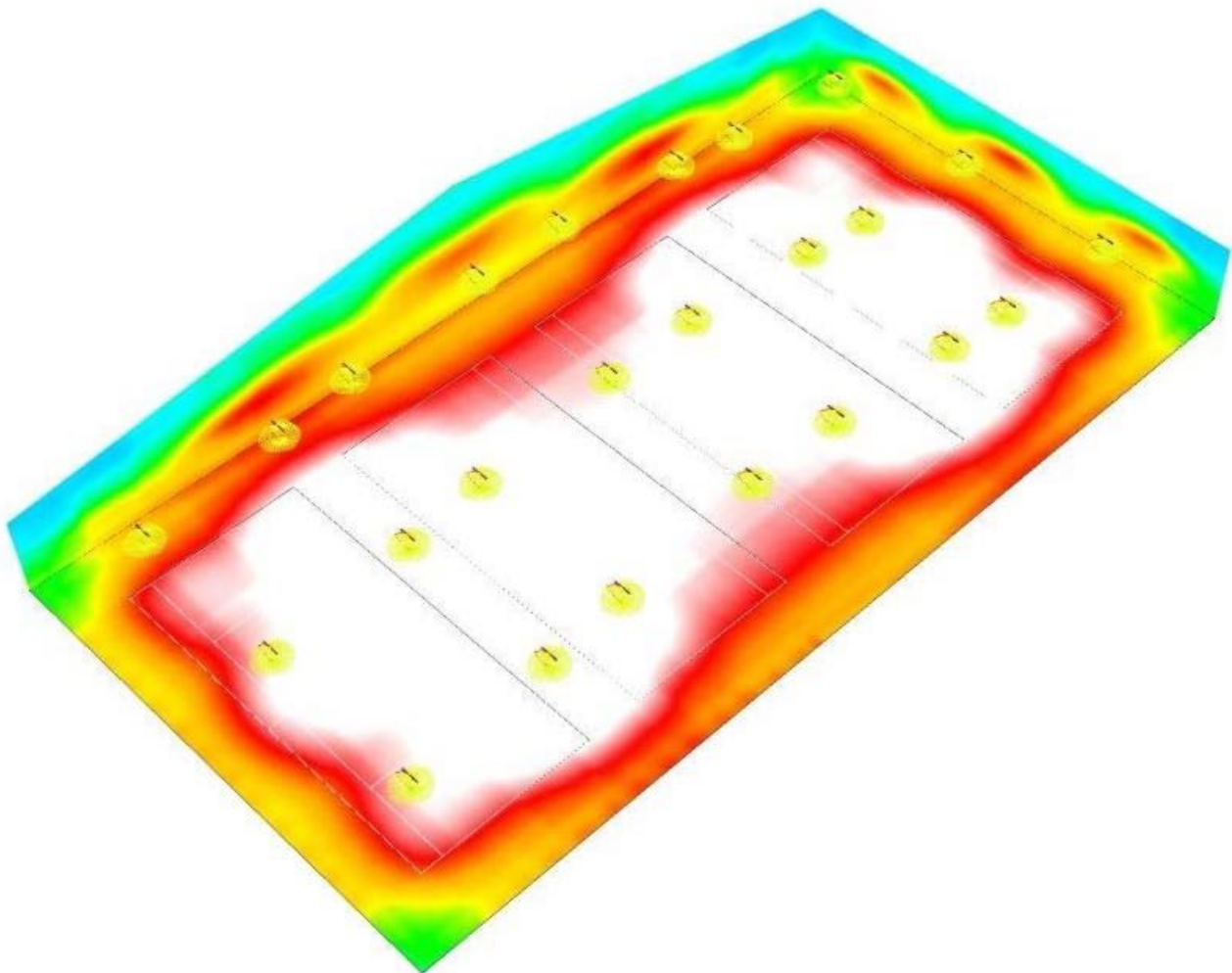


## Club Level Indoor LED Tennis Court Lighting

**24 EPTA 160s with T5M Diffuser Lenses**  
**Average 31 Footcandles and 1.33 Max/Min Ratio**



This photometric study was generated using methods recommended by the Illuminating Engineering Society of North America (IESNA). The calculations in this report are based on data provided by a third party. The accuracy of this report is dependent on the accuracy of the data provided. End user environment and application including but not limited to voltage variation and dirt accumulation can cause actual photometric performance to differ from the performance calculated using the data provided. This report is provided without warranty as to accuracy, completeness, reliability or otherwise. In no event will Access Fixtures be responsible for any loss resulting from use of this report.



Operator  
Telephone  
Fax  
e-Mail

## Table of contents

<b>4 Indoor Tennis Courts</b>	
Project Cover	1
Table of contents	2
Luminaire parts list	3
<b>AF88X-LEC160-T5M-50K-3535F-V2</b>	
Luminaire Data Sheet	4
<b>Room 1</b>	
Summary	5
Luminaires (layout plan)	6
Luminaires (coordinates list)	7
3D Rendering	8
False Colour Rendering	9
<b>Room Surfaces</b>	
<b>Workplane</b>	
Isolines (E)	10
<b>Tennis 1 Calculation Grid (PA)</b>	
Summary	11
Isolines (E, Perpendicular)	12
Greyscale (E, Perpendicular)	13
Value Chart (E, Perpendicular)	14
Table (E, Perpendicular)	15
<b>Tennis 2 Calculation Grid (PA)</b>	
Summary	17
Isolines (E, Perpendicular)	18
Greyscale (E, Perpendicular)	19
Value Chart (E, Perpendicular)	20
Table (E, Perpendicular)	21
<b>Tennis 3 Calculation Grid (PA)</b>	
Summary	23
Isolines (E, Perpendicular)	24
Greyscale (E, Perpendicular)	25
Value Chart (E, Perpendicular)	26
Table (E, Perpendicular)	27
<b>Tennis 4 Calculation Grid (PA)</b>	
Summary	29
Isolines (E, Perpendicular)	30
Greyscale (E, Perpendicular)	31
Value Chart (E, Perpendicular)	32
Table (E, Perpendicular)	33

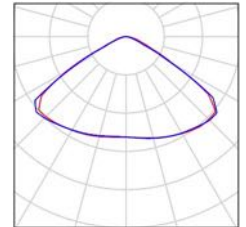


Operator  
Telephone  
Fax  
e-Mail

## 4 Indoor Tennis Courts / Luminaire parts list

24 Pieces AF88X-LEC160-T5M-50K-3535F-V2  
Article No.:  
Luminous flux (Luminaire): 23149 lm  
Luminous flux (Lamps): 23133 lm  
Luminaire Wattage: 153.6 W  
Luminaire classification according to CIE: 100  
CIE flux code: 45 88 99 100 100  
Fitting: 1 x 5000K 3535F-V2 (Correction Factor  
1.000).

See our luminaire  
catalog for an image of  
the luminaire.



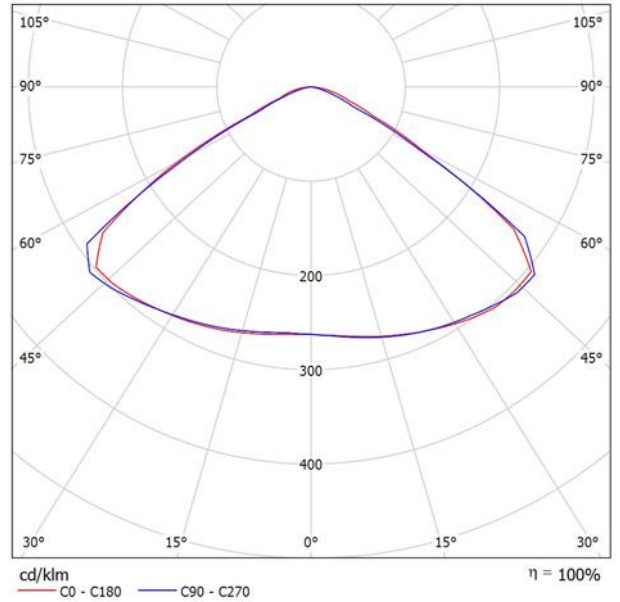


Operator  
Telephone  
Fax  
e-Mail

### AF88X-LEC160-T5M-50K-3535F-V2 / Luminaire Data Sheet

Luminous emittance 1:

See our luminaire catalog for an image of the luminaire.



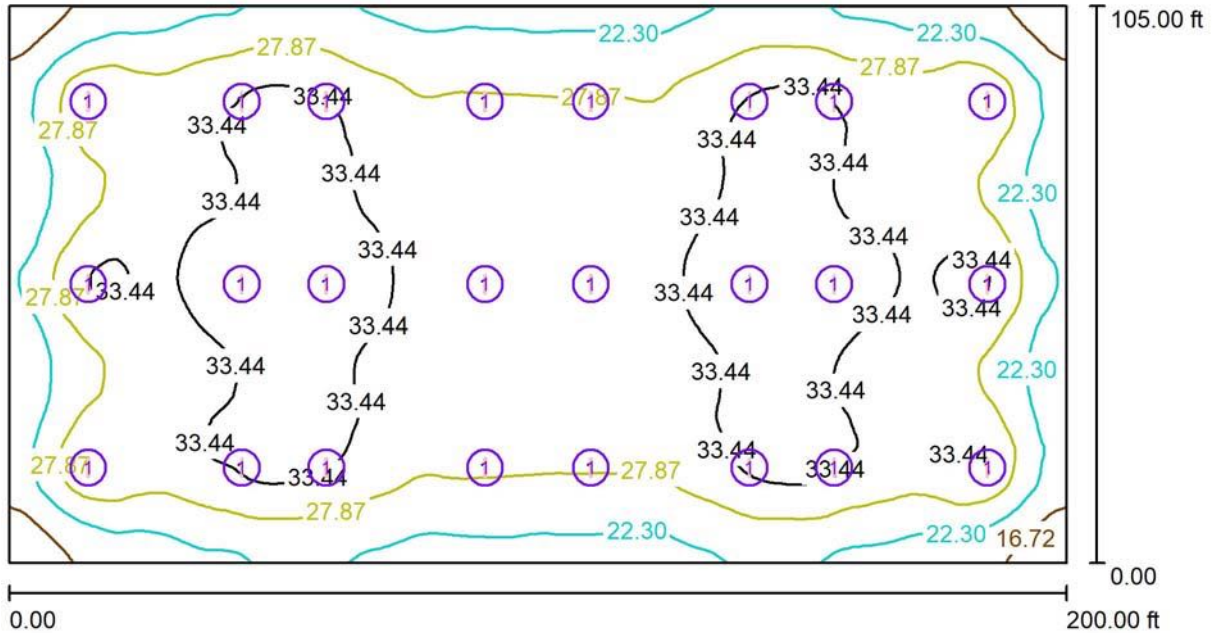
Luminaire classification according to CIE: 100  
CIE flux code: 45 88 99 100 100

Due to missing symmetry properties, no UGR table can be displayed for this luminaire.



Operator  
Telephone  
Fax  
e-Mail

**Room 1 / Summary**



Height of Room: 31.000 ft, Maintenance factor: 0.90

Values in Footcandles, Scale 1:436

Surface	$\rho$ [%]	$E_{av}$ [fc]	$E_{min}$ [fc]	$E_{max}$ [fc]	$u0$
Workplane	/	29	13	38	0.441
Floor	46	29	14	37	0.496
Ceilings (2)	70	13	7.40	17	/
Walls (4)	50	17	8.61	27	/

**Workplane:**

Height: 2.789 ft  
Grid: 128 x 128 Points  
Boundary Zone: 0.000 ft

**Luminaire Parts List**

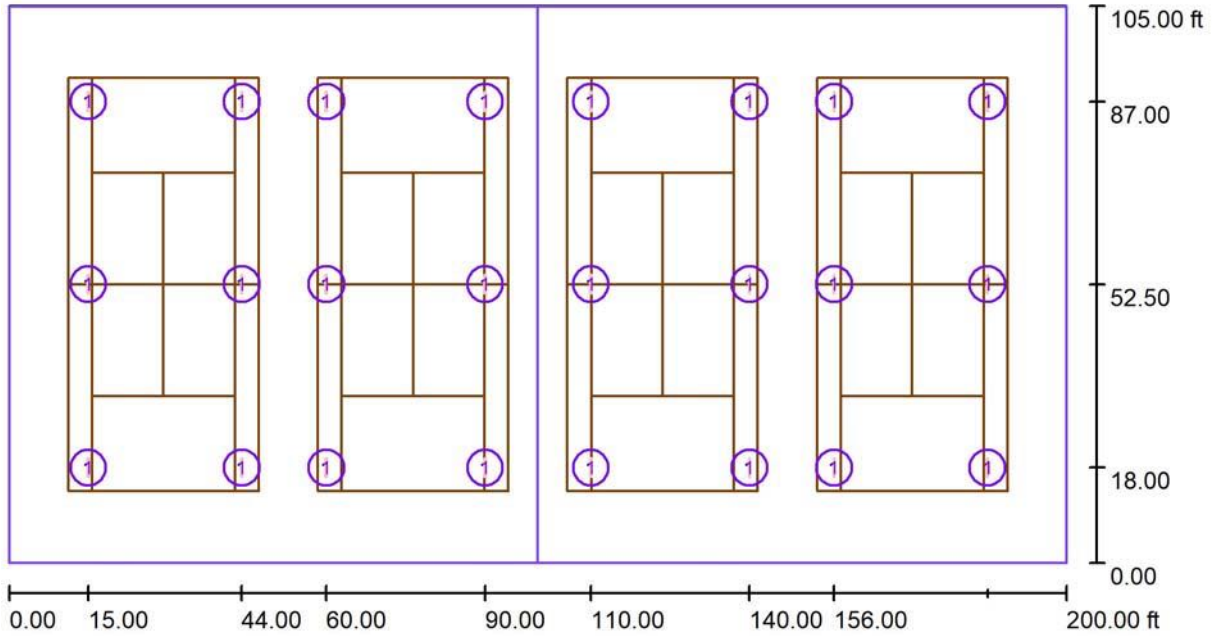
No.	Pieces	Designation (Correction Factor)	$\Phi$ (Luminaire) [lm]	$\Phi$ (Lamps) [lm]	P [W]
1	24	AF88X-LEC160-T5M-50K-3535F-V2 (1.000)	23149	23133	153.6
			Total: 555568	Total: 555192	3687.4

Specific connected load: 0.18 W/sq ft = 0.06 W/sq ft/10 fc (Ground area: 21000.49 sq ft)



Operator  
 Telephone  
 Fax  
 e-Mail

**Room 1 / Luminaires (layout plan)**



Scale 1 : 436

**Luminaire Parts List**

No.	Pieces	Designation
1	24	AF88X-LEC160-T5M-50K-3535F-V2

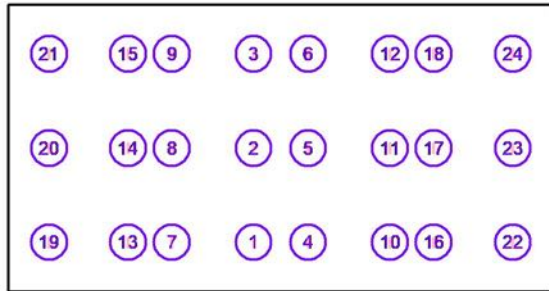


Operator  
Telephone  
Fax  
e-Mail

**Room 1 / Luminaires (coordinates list)**

**AF88X-LEC160-T5M-50K-3535F-V2**

23149 lm, 153.6 W, 1 x 1 x 5000K 3535F-V2 (Correction Factor 1.000).




No.	Position [ft]			Rotation [°]		
	X	Y	Z	X	Y	Z
1	90.000	18.000	28.500	0.0	0.0	90.0
2	90.000	52.500	28.500	0.0	0.0	90.0
3	90.000	87.000	28.500	0.0	0.0	90.0
4	110.000	18.000	28.500	0.0	0.0	90.0
5	110.000	52.500	28.500	0.0	0.0	90.0
6	110.000	87.000	28.500	0.0	0.0	90.0
7	60.000	18.000	25.000	0.0	0.0	90.0
8	60.000	52.500	25.000	0.0	0.0	90.0
9	60.000	87.000	25.000	0.0	0.0	90.0
10	140.000	18.000	25.000	0.0	0.0	90.0
11	140.000	52.500	25.000	0.0	0.0	90.0
12	140.000	87.000	25.000	0.0	0.0	90.0
13	44.000	18.000	22.500	0.0	0.0	90.0
14	44.000	52.500	22.500	0.0	0.0	90.0
15	44.000	87.000	22.500	0.0	0.0	90.0
16	156.000	18.000	22.500	0.0	0.0	90.0
17	156.000	52.500	22.500	0.0	0.0	90.0
18	156.000	87.000	22.500	0.0	0.0	90.0
19	15.000	18.000	19.000	0.0	0.0	90.0
20	15.000	52.500	19.000	0.0	0.0	90.0
21	15.000	87.000	19.000	0.0	0.0	90.0
22	185.000	18.000	19.000	0.0	0.0	90.0
23	185.000	52.500	19.000	0.0	0.0	90.0
24	185.000	87.000	19.000	0.0	0.0	90.0



Operator  
Telephone  
Fax  
e-Mail

**Room 1 / 3D Rendering**

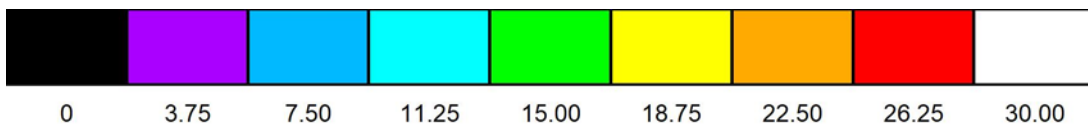
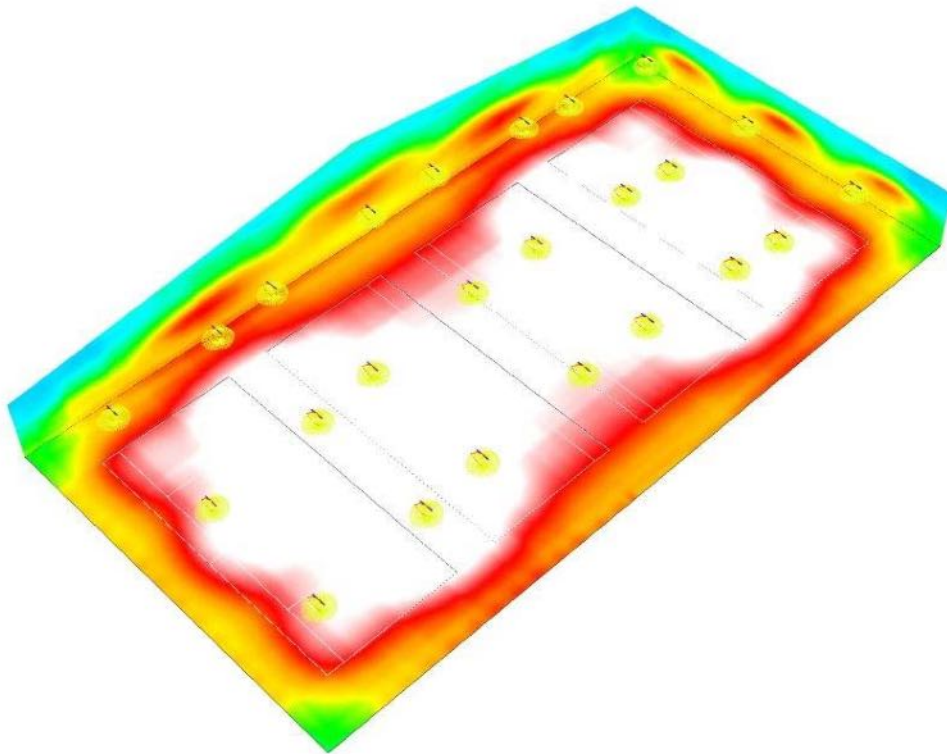






Operator  
Telephone  
Fax  
e-Mail

Room 1 / False Colour Rendering

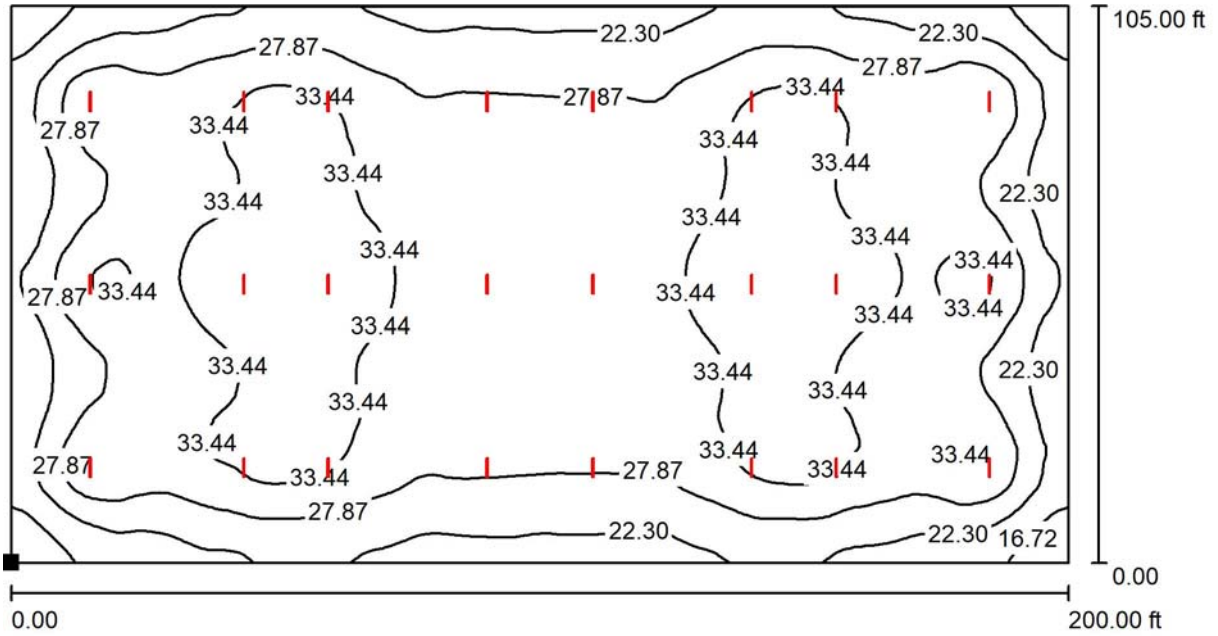


fc



Operator  
Telephone  
Fax  
e-Mail

**Room 1 / Workplane / Isolines (E)**



Values in Footcandles, Scale 1 : 436

Position of surface in room:  
Marked point:  
(0.000 ft, 0.000 ft, 2.789 ft)



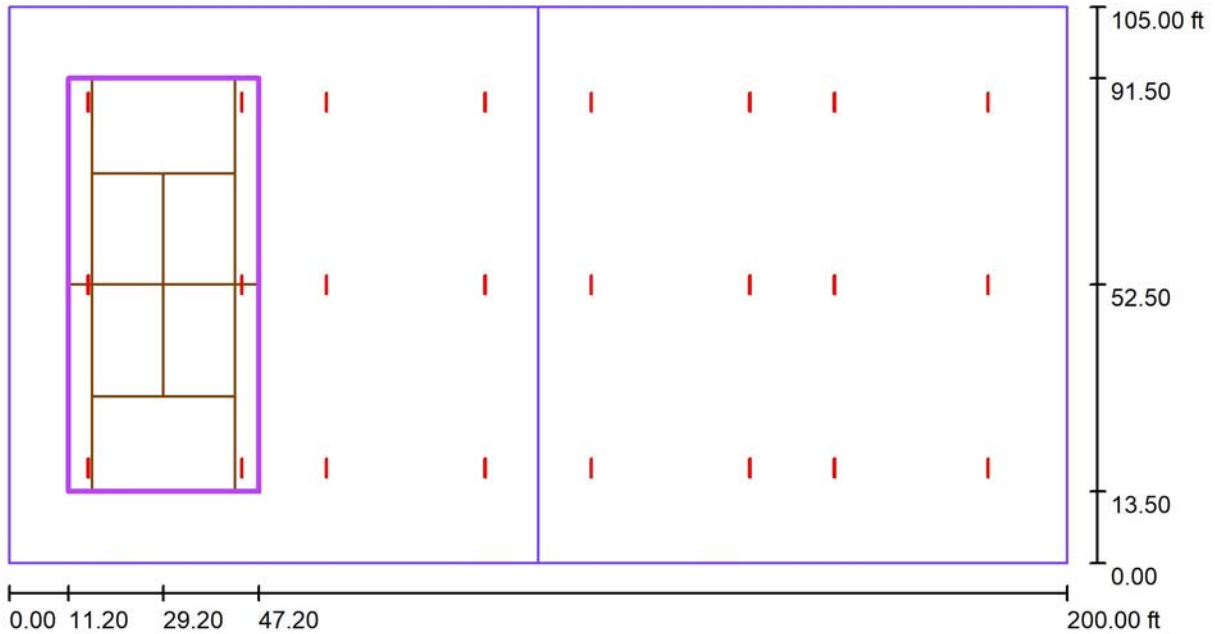
Grid: 128 x 128 Points

$E_{av}$ [fc]	$E_{min}$ [fc]	$E_{max}$ [fc]	u0	$E_{min} / E_{max}$
29	13	38	0.441	0.335



Operator  
 Telephone  
 Fax  
 e-Mail

**Room 1 / Tennis 1 Calculation Grid (PA) / Summary**



Scale 1 : 436

Position: (29.200 ft, 52.500 ft, 0.000 ft)  
 Size: (78.000 ft, 36.000 ft)  
 Rotation: (0.0°, 0.0°, -90.0°)  
 Type: Normal, Grid: 13 x 5 Points  
 Belongs to the following sport arena: Tennis 1

**Results overview**

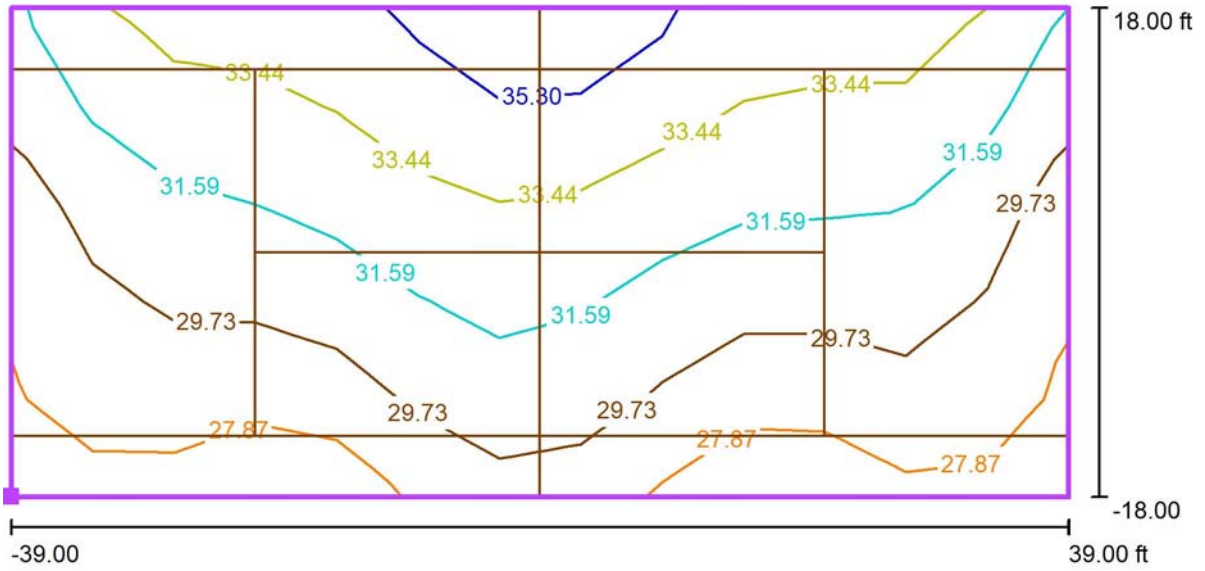
No.	Type	$E_{av}$ [fc]	$E_{min}$ [fc]	$E_{max}$ [fc]	u0	$E_{min} / E_{max}$	$E_{h\ m} / E_m$	H [ft]	Camera
1	perpendicular	31	27	36	0.87	0.75	/	0.000	/

$E_{h\ m} / E_m$  = Relationship between middle horizontal and vertical illuminance, H = Measuring Height




Operator  
Telephone  
Fax  
e-Mail

**Room 1 / Tennis 1 Calculation Grid (PA) / Isolines (E, Perpendicular)**



Values in Footcandles, Scale 1 : 170

Position of surface in room:  
Marked point: (11.200 ft, 91.500 ft,  
0.000 ft)



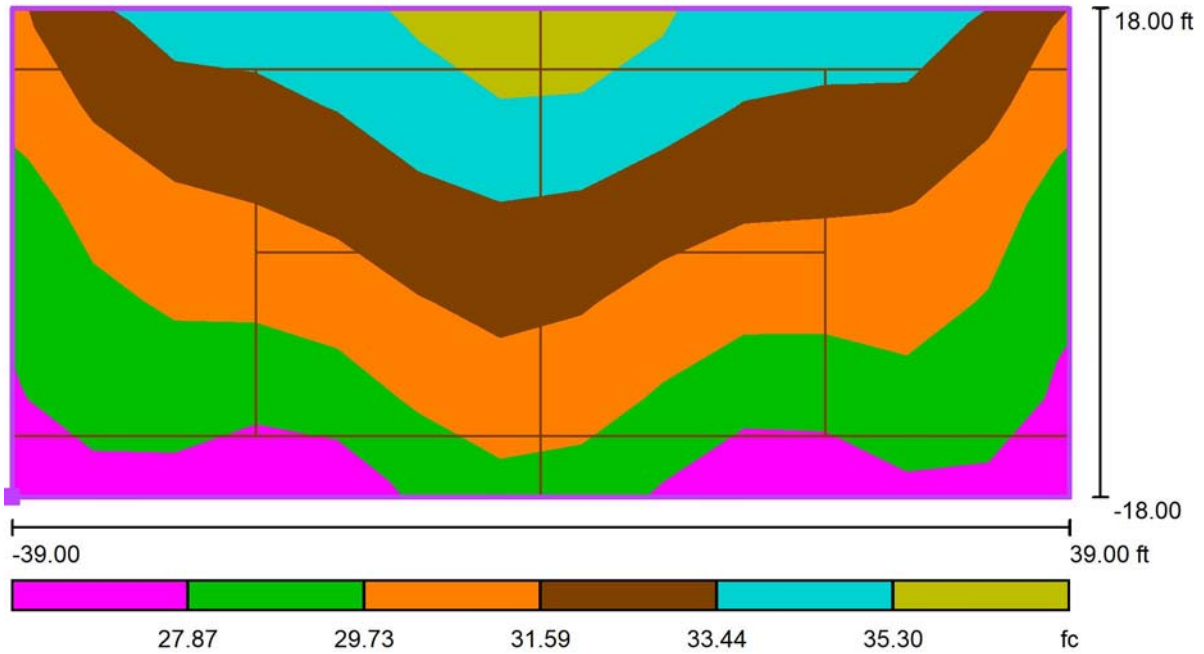
Grid: 13 x 5 Points

$E_{av}$ [fc]	$E_{min}$ [fc]	$E_{max}$ [fc]	u0	$E_{min} / E_{max}$
31	27	36	0.87	0.75



Operator  
Telephone  
Fax  
e-Mail

**Room 1 / Tennis 1 Calculation Grid (PA) / Greyscale (E, Perpendicular)**



Scale 1 : 170

Position of surface in room:  
Marked point: (11.200 ft, 91.500 ft,  
0.000 ft)



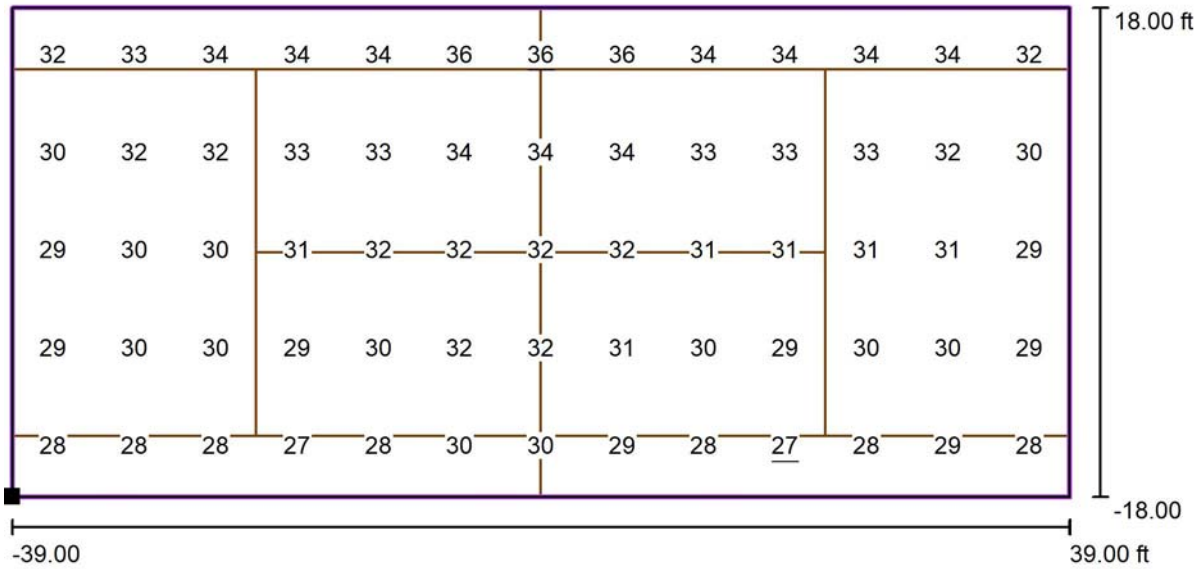
Grid: 13 x 5 Points

$E_{av}$ [fc]	$E_{min}$ [fc]	$E_{max}$ [fc]	u0	$E_{min} / E_{max}$
31	27	36	0.87	0.75



Operator  
Telephone  
Fax  
e-Mail

**Room 1 / Tennis 1 Calculation Grid (PA) / Value Chart (E, Perpendicular)**



Values in Footcandles, Scale 1 : 170

Position of surface in room:  
Marked point: (11.200 ft, 91.500 ft,  
0.000 ft)



Grid: 13 x 5 Points

$E_{av}$  [fc]  
31

$E_{min}$  [fc]  
27

$E_{max}$  [fc]  
36

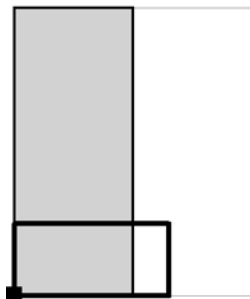
$u0$   
0.87

$E_{min} / E_{max}$   
0.75




Operator  
Telephone  
Fax  
e-Mail

**Room 1 / Tennis 1 Calculation Grid (PA) / Table (E, Perpendicular)**



Current Selection  
 Further Selections

Position of surface in room:  
Marked point: (11.200 ft, 91.500 ft,  
0.000 ft)



<b>32.400</b>	32	33	34	34	34	<u>36</u>	<u>36</u>	<u>36</u>	34	34
<b>25.200</b>	30	32	32	33	33	34	34	34	33	33
<b>18.000</b>	29	30	30	31	32	32	32	32	31	31
<b>10.800</b>	29	30	30	29	30	32	32	31	30	29
<b>3.600</b>	28	28	28	<u>27</u>	28	30	30	29	28	<u>27</u>
<b>ft</b>	<b>3.000</b>	<b>9.000</b>	<b>15.000</b>	<b>21.000</b>	<b>27.000</b>	<b>33.000</b>	<b>39.000</b>	<b>45.000</b>	<b>51.000</b>	<b>57.000</b>

Attention: The coordinates refer to the image above. Values in Footcandles.

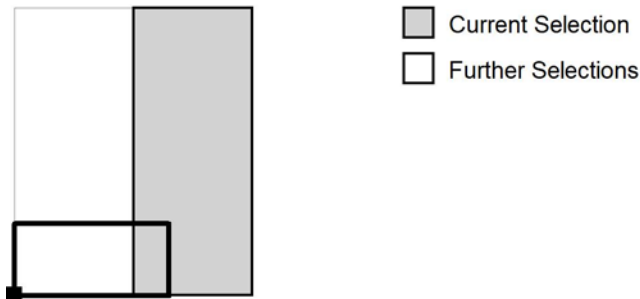
Grid: 13 x 5 Points

$E_{av}$ [fc]	$E_{min}$ [fc]	$E_{max}$ [fc]	u0	$E_{min} / E_{max}$
31	27	36	0.87	0.75




Operator  
Telephone  
Fax  
e-Mail

**Room 1 / Tennis 1 Calculation Grid (PA) / Table (E, Perpendicular)**



Position of surface in room:  
Marked point: (11.200 ft, 91.500 ft,  
0.000 ft)



<b>32.400</b>	34	34	32
<b>25.200</b>	33	32	30
<b>18.000</b>	31	31	29
<b>10.800</b>	30	30	29
<b>3.600</b>	28	29	28
<b>ft</b>	<b>63.000</b>	<b>69.000</b>	<b>75.000</b>

Attention: The coordinates refer to the image above. Values in Footcandles.

Grid: 13 x 5 Points

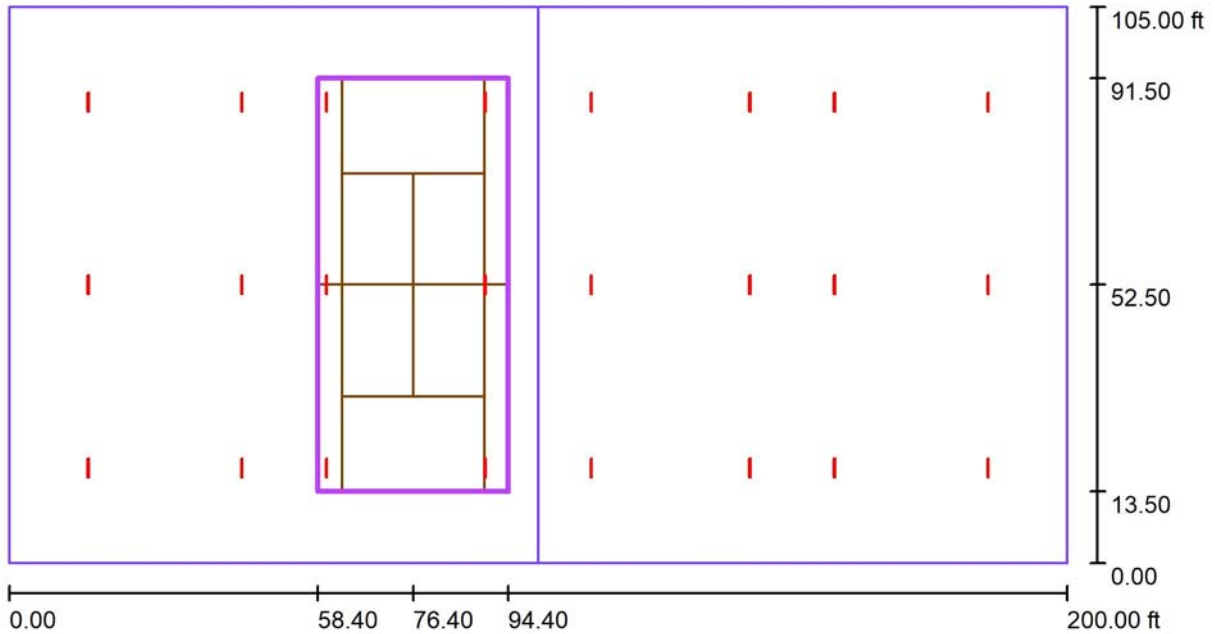
$E_{av}$ [fc]	$E_{min}$ [fc]	$E_{max}$ [fc]	u0	$E_{min} / E_{max}$
31	27	36	0.87	0.75





Operator  
 Telephone  
 Fax  
 e-Mail

**Room 1 / Tennis 2 Calculation Grid (PA) / Summary**



Scale 1 : 436

Position: (76.400 ft, 52.500 ft, 0.000 ft)  
 Size: (78.000 ft, 36.000 ft)  
 Rotation: (0.0°, 0.0°, -90.0°)  
 Type: Normal, Grid: 13 x 5 Points  
 Belongs to the following sport arena: Tennis 2

**Results overview**

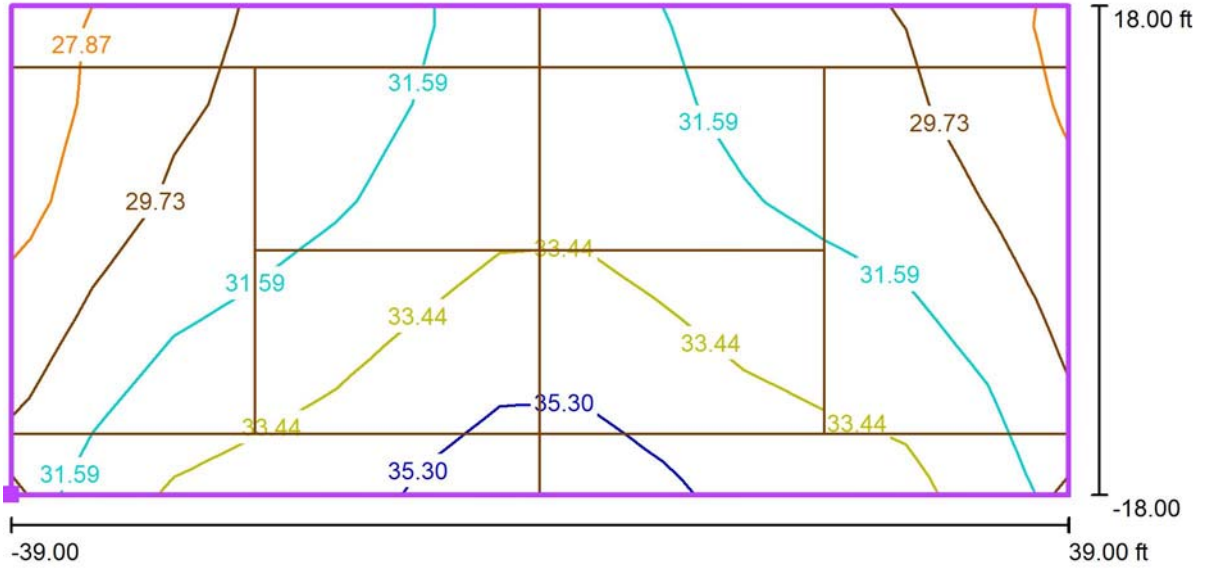
No.	Type	$E_{av}$ [fc]	$E_{min}$ [fc]	$E_{max}$ [fc]	u0	$E_{min} / E_{max}$	$E_{h\ m} / E_m$	H [ft]	Camera
1	perpendicular	32	27	36	0.86	0.76	/	0.000	/

$E_{h\ m} / E_m$  = Relationship between middle horizontal and vertical illuminance, H = Measuring Height



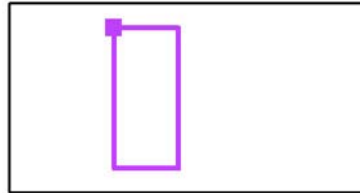
Operator  
Telephone  
Fax  
e-Mail

**Room 1 / Tennis 2 Calculation Grid (PA) / Isolines (E, Perpendicular)**



Values in Footcandles, Scale 1 : 170

Position of surface in room:  
Marked point: (58.400 ft, 91.500 ft,  
0.000 ft)



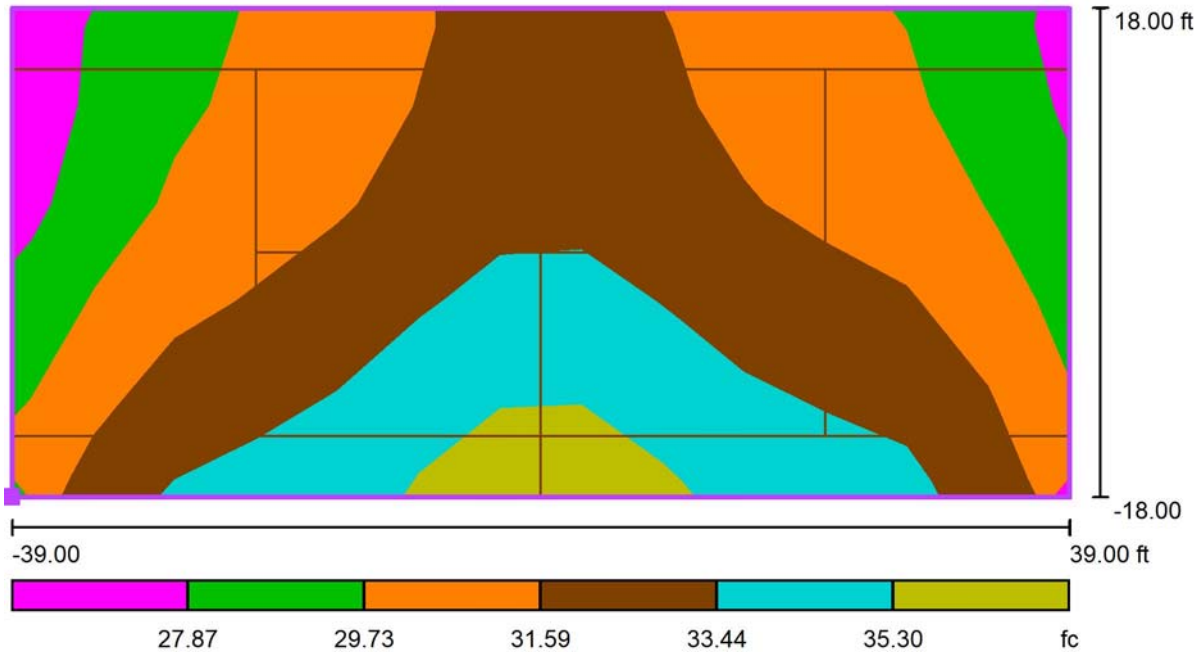
Grid: 13 x 5 Points

$E_{av}$ [fc]	$E_{min}$ [fc]	$E_{max}$ [fc]	u0	$E_{min} / E_{max}$
32	27	36	0.86	0.76



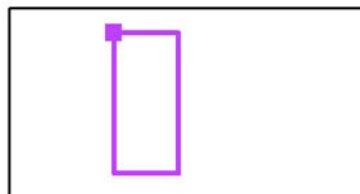
Operator  
Telephone  
Fax  
e-Mail

**Room 1 / Tennis 2 Calculation Grid (PA) / Greyscale (E, Perpendicular)**



Scale 1 : 170

Position of surface in room:  
Marked point: (58.400 ft, 91.500 ft,  
0.000 ft)



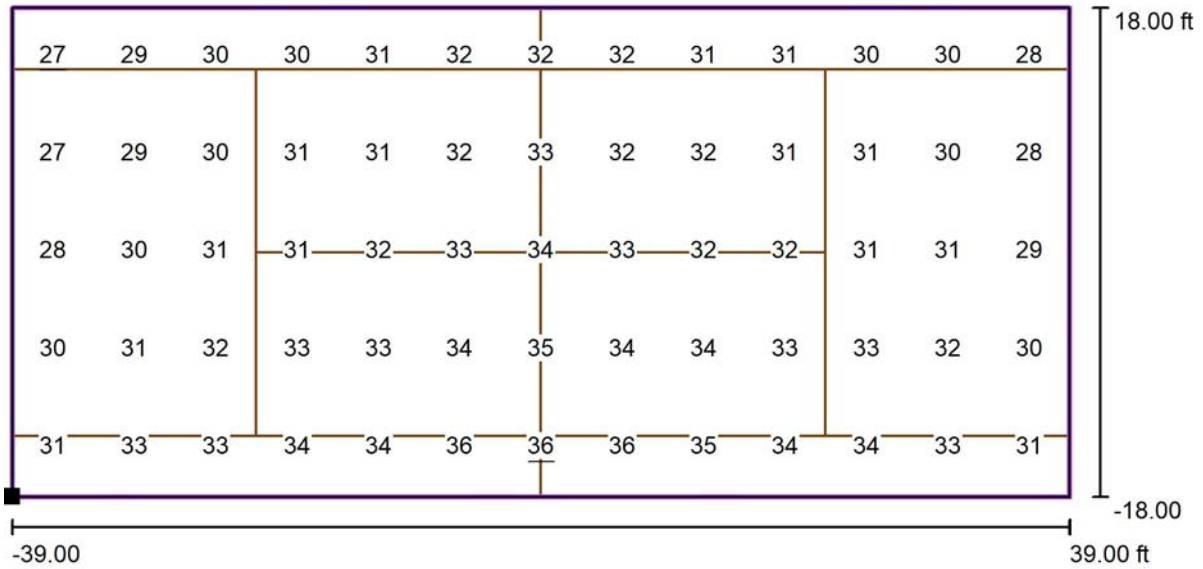
Grid: 13 x 5 Points

$E_{av}$ [fc]	$E_{min}$ [fc]	$E_{max}$ [fc]	u0	$E_{min} / E_{max}$
32	27	36	0.86	0.76



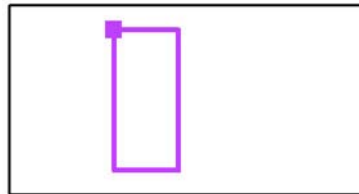
Operator  
Telephone  
Fax  
e-Mail

**Room 1 / Tennis 2 Calculation Grid (PA) / Value Chart (E, Perpendicular)**



Values in Footcandles, Scale 1 : 170

Position of surface in room:  
Marked point: (58.400 ft, 91.500 ft,  
0.000 ft)



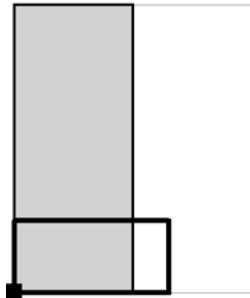
Grid: 13 x 5 Points

$E_{av}$ [fc]	$E_{min}$ [fc]	$E_{max}$ [fc]	u0	$E_{min} / E_{max}$
32	27	36	0.86	0.76



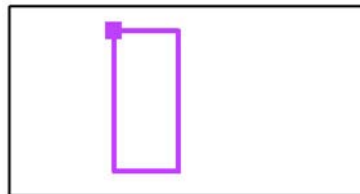
Operator  
Telephone  
Fax  
e-Mail

**Room 1 / Tennis 2 Calculation Grid (PA) / Table (E, Perpendicular)**



Current Selection  
 Further Selections

Position of surface in room:  
Marked point: (58.400 ft, 91.500 ft,  
0.000 ft)



<b>32.400</b>	<u>27</u>	29	30	30	31	32	32	32	31	31
<b>25.200</b>	<u>27</u>	29	30	31	31	32	33	32	32	31
<b>18.000</b>	28	30	31	31	32	33	34	33	32	32
<b>10.800</b>	30	31	32	33	33	34	35	34	34	33
<b>3.600</b>	31	33	33	34	34	<u>36</u>	<u>36</u>	<u>36</u>	35	34
<b>ft</b>	<b>3.000</b>	<b>9.000</b>	<b>15.000</b>	<b>21.000</b>	<b>27.000</b>	<b>33.000</b>	<b>39.000</b>	<b>45.000</b>	<b>51.000</b>	<b>57.000</b>

Attention: The coordinates refer to the image above. Values in Footcandles.

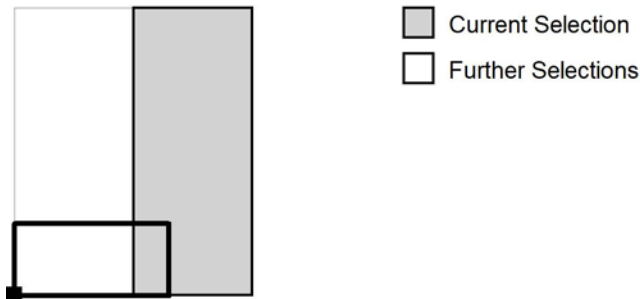
Grid: 13 x 5 Points

$E_{av}$ [fc]	$E_{min}$ [fc]	$E_{max}$ [fc]	u0	$E_{min} / E_{max}$
32	27	36	0.86	0.76

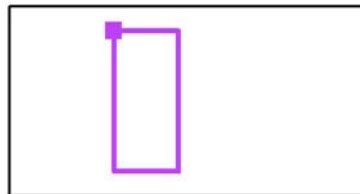


Operator  
Telephone  
Fax  
e-Mail

**Room 1 / Tennis 2 Calculation Grid (PA) / Table (E, Perpendicular)**



Position of surface in room:  
Marked point: (58.400 ft, 91.500 ft,  
0.000 ft)



<b>32.400</b>	30	30	28
<b>25.200</b>	31	30	28
<b>18.000</b>	31	31	29
<b>10.800</b>	33	32	30
<b>3.600</b>	34	33	31
<b>ft</b>	<b>63.000</b>	<b>69.000</b>	<b>75.000</b>

Attention: The coordinates refer to the image above. Values in Footcandles.

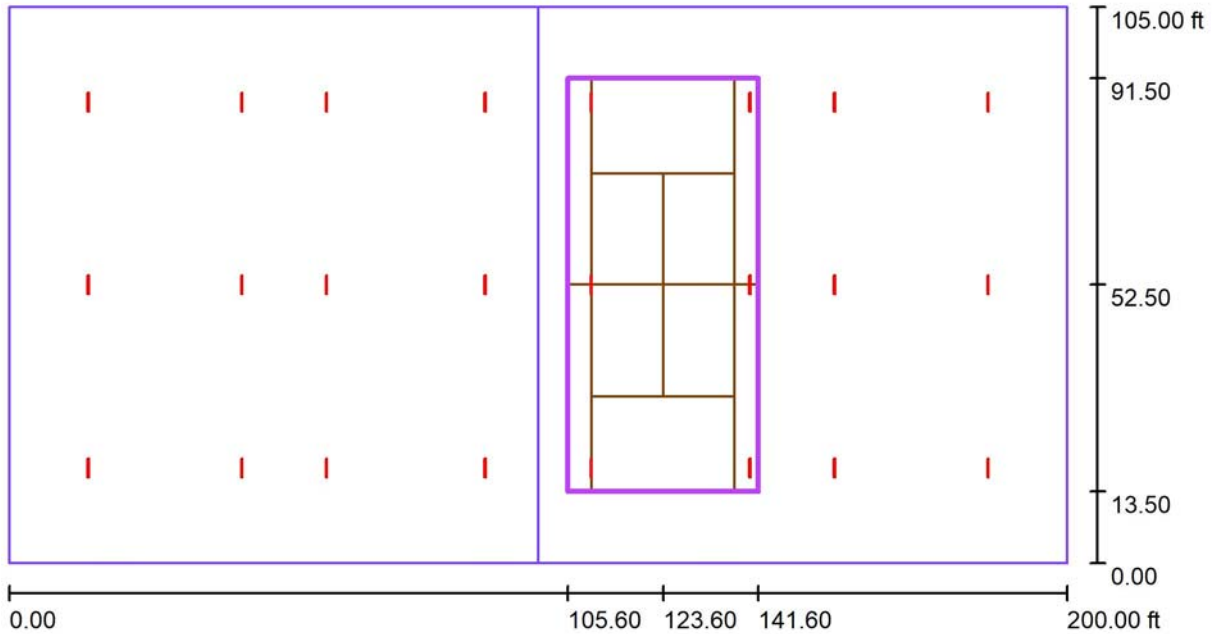
Grid: 13 x 5 Points

$E_{av}$ [fc]	$E_{min}$ [fc]	$E_{max}$ [fc]	u0	$E_{min} / E_{max}$
32	27	36	0.86	0.76



Operator  
Telephone  
Fax  
e-Mail

**Room 1 / Tennis 3 Calculation Grid (PA) / Summary**



Scale 1 : 436

Position: (123.600 ft, 52.500 ft, 0.000 ft)  
 Size: (78.000 ft, 36.000 ft)  
 Rotation: (0.0°, 0.0°, -90.0°)  
 Type: Normal, Grid: 13 x 5 Points  
 Belongs to the following sport arena: Tennis 3

**Results overview**

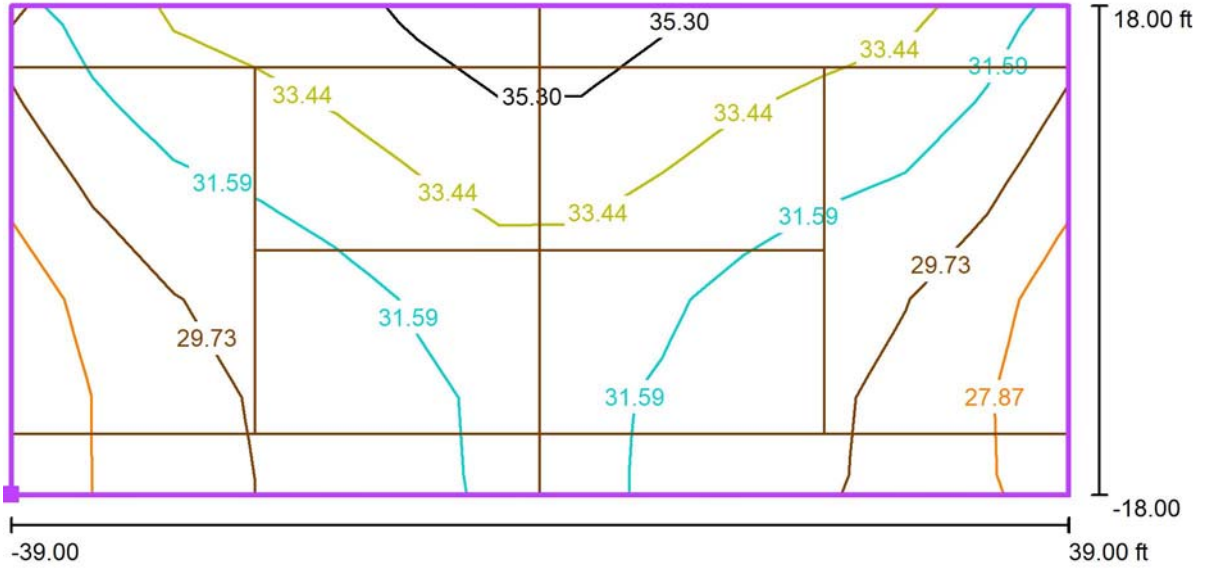
No.	Type	$E_{av}$ [fc]	$E_{min}$ [fc]	$E_{max}$ [fc]	u0	$E_{min} / E_{max}$	$E_{h\ m} / E_m$	H [ft]	Camera
1	perpendicular	31	27	36	0.86	0.75	/	0.000	/

$E_{h\ m} / E_m$  = Relationship between middle horizontal and vertical illuminance, H = Measuring Height



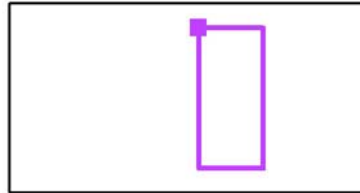
Operator  
Telephone  
Fax  
e-Mail

**Room 1 / Tennis 3 Calculation Grid (PA) / Isolines (E, Perpendicular)**



Values in Footcandles, Scale 1 : 170

Position of surface in room:  
Marked point: (105.600 ft, 91.500 ft,  
0.000 ft)



Grid: 13 x 5 Points

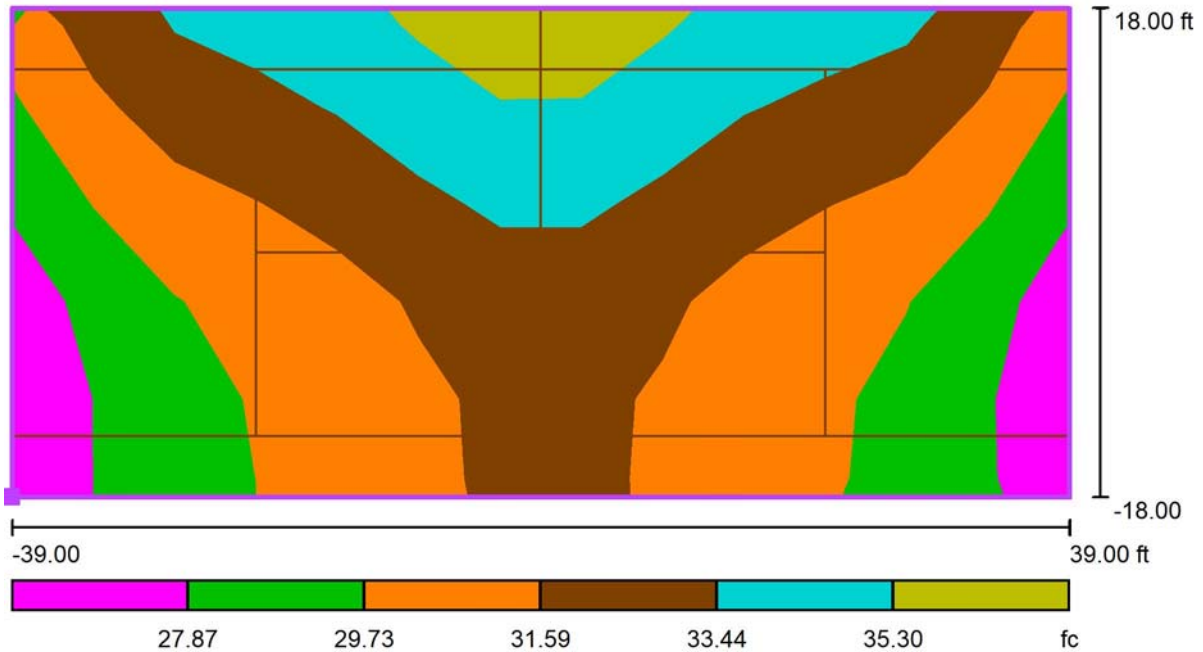
$E_{av}$ [fc]	$E_{min}$ [fc]	$E_{max}$ [fc]	u0	$E_{min} / E_{max}$
31	27	36	0.86	0.75





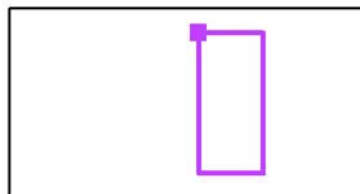
Operator  
Telephone  
Fax  
e-Mail

**Room 1 / Tennis 3 Calculation Grid (PA) / Greyscale (E, Perpendicular)**



Scale 1 : 170

Position of surface in room:  
Marked point: (105.600 ft, 91.500 ft,  
0.000 ft)



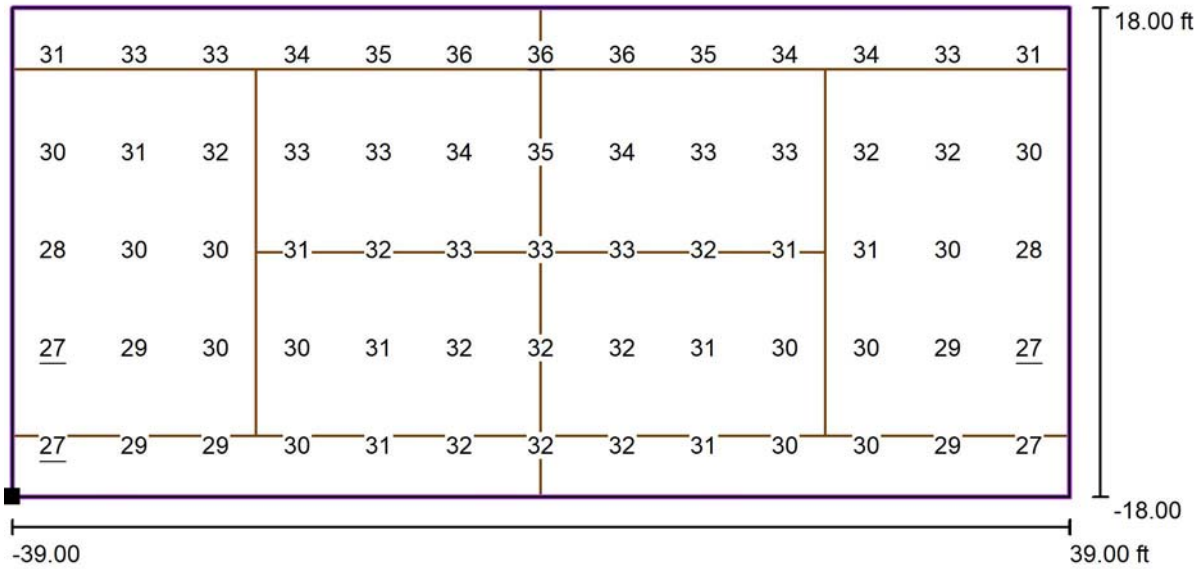
Grid: 13 x 5 Points

$E_{av}$ [fc]	$E_{min}$ [fc]	$E_{max}$ [fc]	u0	$E_{min} / E_{max}$
31	27	36	0.86	0.75



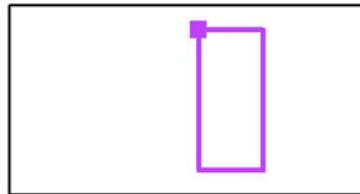
Operator  
Telephone  
Fax  
e-Mail

**Room 1 / Tennis 3 Calculation Grid (PA) / Value Chart (E, Perpendicular)**



Values in Footcandles, Scale 1 : 170

Position of surface in room:  
Marked point: (105.600 ft, 91.500 ft,  
0.000 ft)



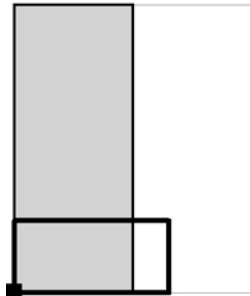
Grid: 13 x 5 Points

$E_{av}$ [fc]	$E_{min}$ [fc]	$E_{max}$ [fc]	u0	$E_{min} / E_{max}$
31	27	36	0.86	0.75



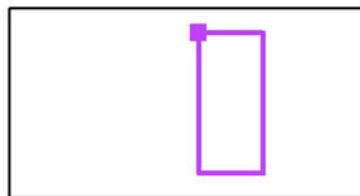
Operator  
Telephone  
Fax  
e-Mail

**Room 1 / Tennis 3 Calculation Grid (PA) / Table (E, Perpendicular)**



Current Selection  
 Further Selections

Position of surface in room:  
Marked point: (105.600 ft, 91.500 ft,  
0.000 ft)



<b>32.400</b>	31	33	33	34	35	<u>36</u>	<u>36</u>	<u>36</u>	35	34
<b>25.200</b>	30	31	32	33	33	34	35	34	33	33
<b>18.000</b>	28	30	30	31	32	33	33	33	32	31
<b>10.800</b>	<u>27</u>	29	30	30	31	32	32	32	31	30
<b>3.600</b>	<u>27</u>	29	29	30	31	32	32	32	31	30
<b>ft</b>	<b>3.000</b>	<b>9.000</b>	<b>15.000</b>	<b>21.000</b>	<b>27.000</b>	<b>33.000</b>	<b>39.000</b>	<b>45.000</b>	<b>51.000</b>	<b>57.000</b>

Attention: The coordinates refer to the image above. Values in Footcandles.

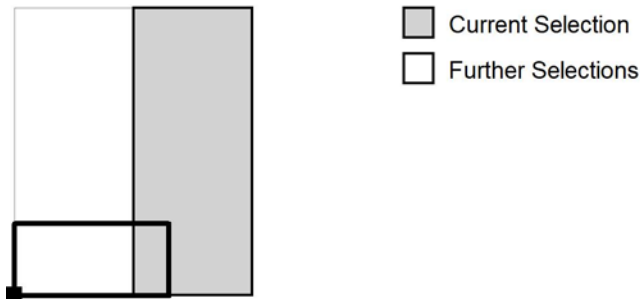
Grid: 13 x 5 Points

$E_{av}$ [fc]	$E_{min}$ [fc]	$E_{max}$ [fc]	u0	$E_{min} / E_{max}$
31	27	36	0.86	0.75

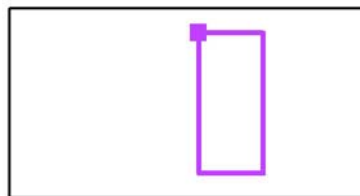


Operator  
Telephone  
Fax  
e-Mail

**Room 1 / Tennis 3 Calculation Grid (PA) / Table (E, Perpendicular)**



Position of surface in room:  
Marked point: (105.600 ft, 91.500 ft,  
0.000 ft)



<b>32.400</b>	34	33	31
<b>25.200</b>	32	32	30
<b>18.000</b>	31	30	28
<b>10.800</b>	30	29	<u>27</u>
<b>3.600</b>	30	29	<u>27</u>
<b>ft</b>	<b>63.000</b>	<b>69.000</b>	<b>75.000</b>

Attention: The coordinates refer to the image above. Values in Footcandles.

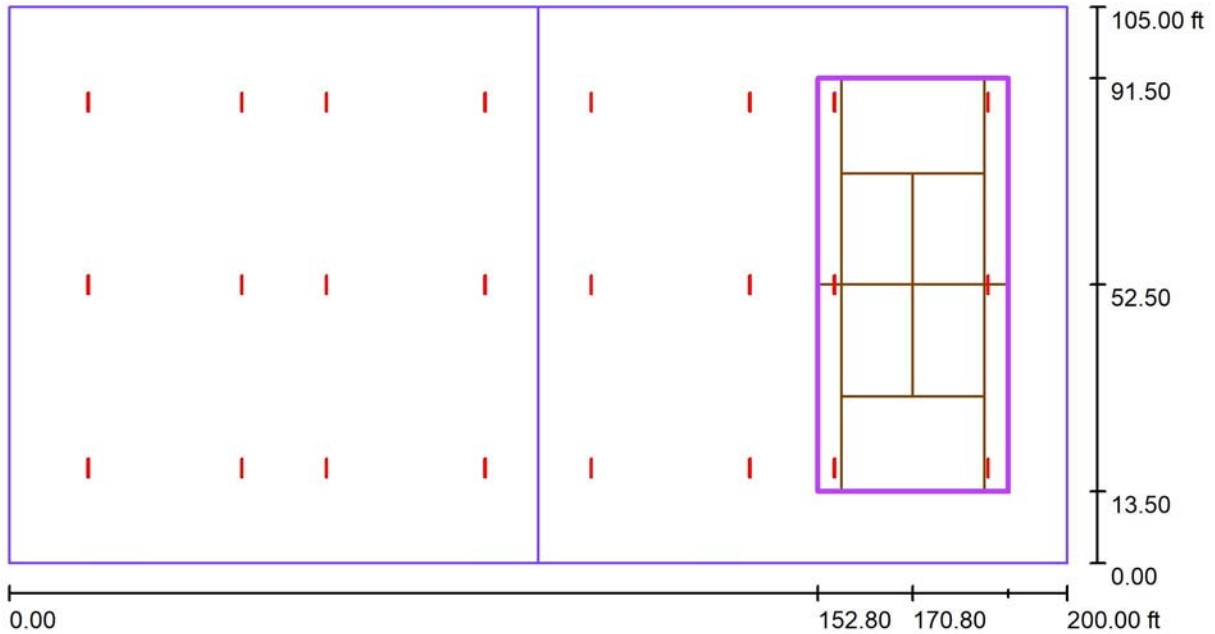
Grid: 13 x 5 Points

$E_{av}$ [fc]	$E_{min}$ [fc]	$E_{max}$ [fc]	u0	$E_{min} / E_{max}$
31	27	36	0.86	0.75



Operator  
Telephone  
Fax  
e-Mail

**Room 1 / Tennis 4 Calculation Grid (PA) / Summary**



Scale 1 : 436

Position: (170.800 ft, 52.500 ft, 0.000 ft)  
 Size: (78.000 ft, 36.000 ft)  
 Rotation: (0.0°, 0.0°, -90.0°)  
 Type: Normal, Grid: 13 x 5 Points  
 Belongs to the following sport arena: Tennis 4

**Results overview**

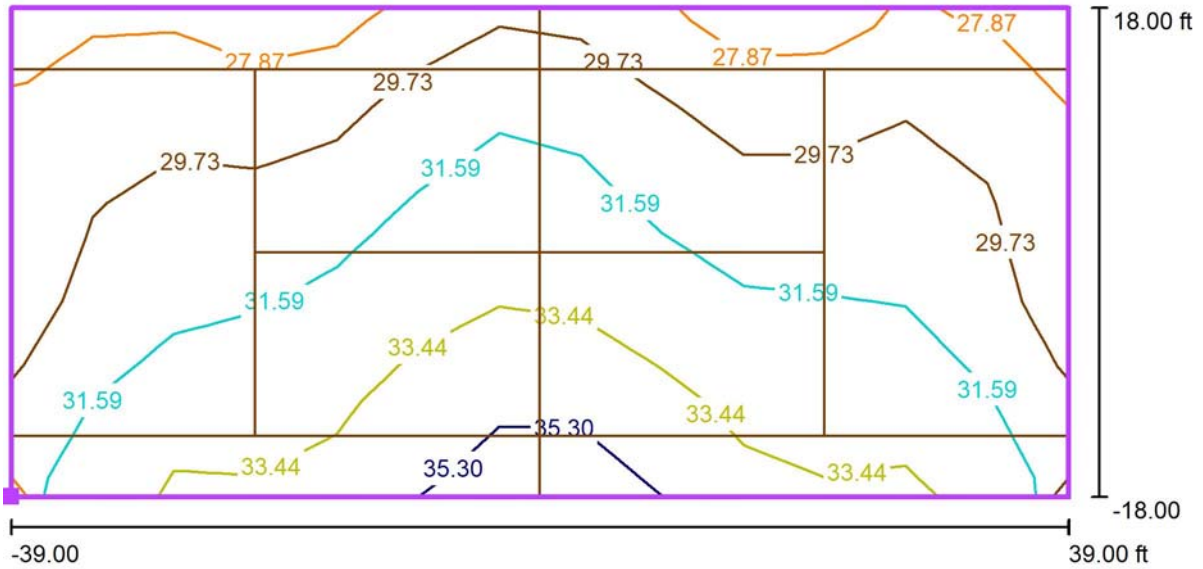
No.	Type	$E_{av}$ [fc]	$E_{min}$ [fc]	$E_{max}$ [fc]	u0	$E_{min} / E_{max}$	$E_{h\ m} / E_m$	H [ft]	Camera
1	perpendicular	31	28	36	0.88	0.77	/	0.000	/

$E_{h\ m} / E_m$  = Relationship between middle horizontal and vertical illuminance, H = Measuring Height



Operator  
Telephone  
Fax  
e-Mail

**Room 1 / Tennis 4 Calculation Grid (PA) / Isolines (E, Perpendicular)**



Values in Footcandles, Scale 1 : 170

Position of surface in room:  
Marked point: (152.800 ft, 91.500 ft,  
0.000 ft)



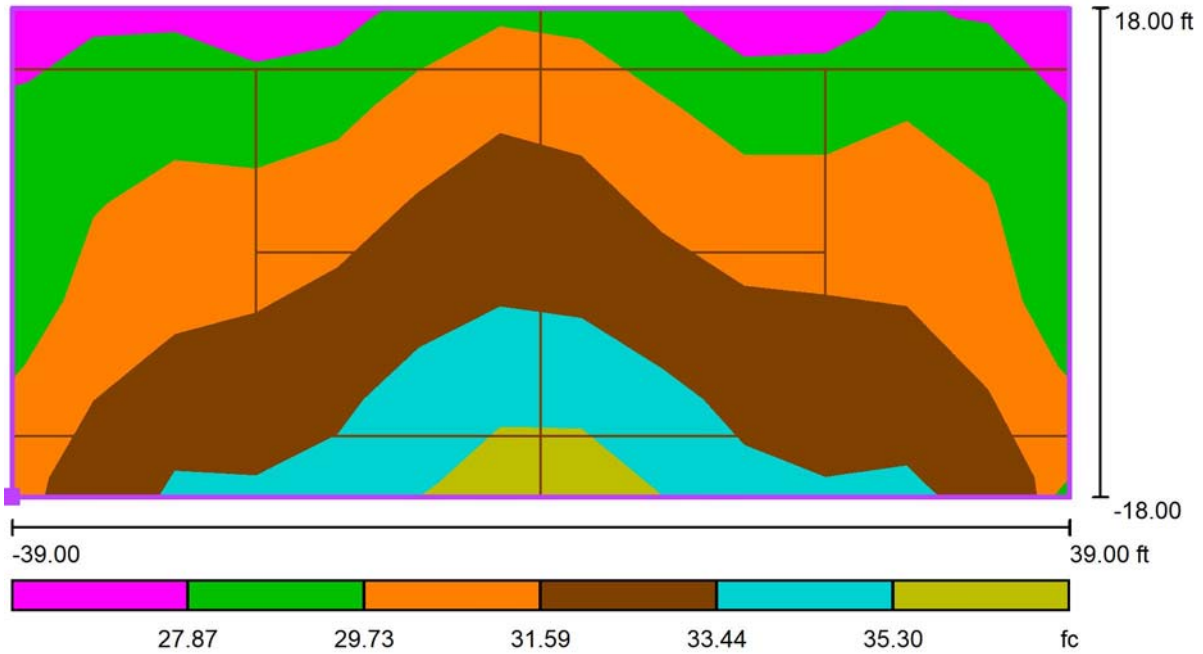
Grid: 13 x 5 Points

$E_{av}$ [fc]	$E_{min}$ [fc]	$E_{max}$ [fc]	u0	$E_{min} / E_{max}$
31	28	36	0.88	0.77



Operator  
Telephone  
Fax  
e-Mail

**Room 1 / Tennis 4 Calculation Grid (PA) / Greyscale (E, Perpendicular)**



Scale 1 : 170

Position of surface in room:  
Marked point: (152.800 ft, 91.500 ft,  
0.000 ft)



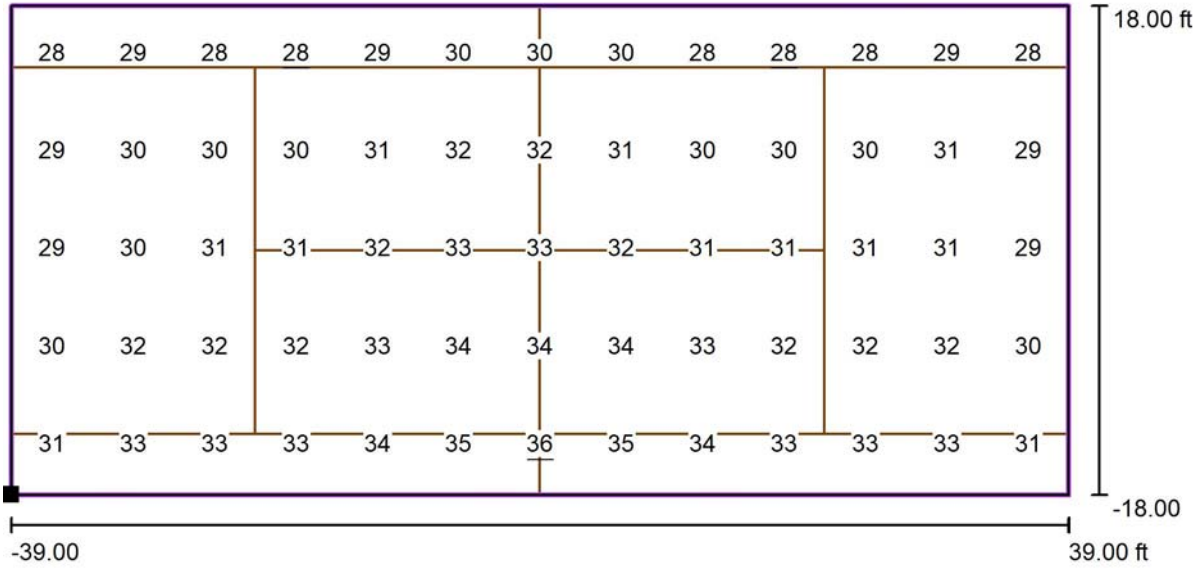
Grid: 13 x 5 Points

$E_{av}$ [fc]	$E_{min}$ [fc]	$E_{max}$ [fc]	u0	$E_{min} / E_{max}$
31	28	36	0.88	0.77



Operator  
Telephone  
Fax  
e-Mail

**Room 1 / Tennis 4 Calculation Grid (PA) / Value Chart (E, Perpendicular)**



Values in Footcandles, Scale 1 : 170

Position of surface in room:  
Marked point: (152.800 ft, 91.500 ft,  
0.000 ft)



Grid: 13 x 5 Points

$E_{av}$  [fc]  
31

$E_{min}$  [fc]  
28

$E_{max}$  [fc]  
36

$u0$   
0.88

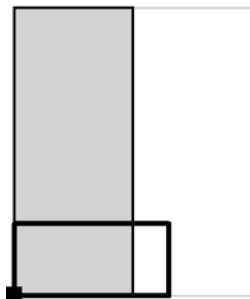
$E_{min} / E_{max}$   
0.77





Operator  
Telephone  
Fax  
e-Mail

**Room 1 / Tennis 4 Calculation Grid (PA) / Table (E, Perpendicular)**



Current Selection  
 Further Selections

Position of surface in room:  
Marked point: (152.800 ft, 91.500 ft, 0.000 ft)



<b>32.400</b>	<u>28</u>	29	<u>28</u>	<u>28</u>	29	30	30	30	<u>28</u>	<u>28</u>
<b>25.200</b>	29	30	30	30	31	32	32	31	30	30
<b>18.000</b>	29	30	31	31	32	33	33	32	31	31
<b>10.800</b>	30	32	32	32	33	34	34	34	33	32
<b>3.600</b>	31	33	33	33	34	35	<u>36</u>	35	34	33
<b>ft</b>	<b>3.000</b>	<b>9.000</b>	<b>15.000</b>	<b>21.000</b>	<b>27.000</b>	<b>33.000</b>	<b>39.000</b>	<b>45.000</b>	<b>51.000</b>	<b>57.000</b>

Attention: The coordinates refer to the image above. Values in Footcandles.

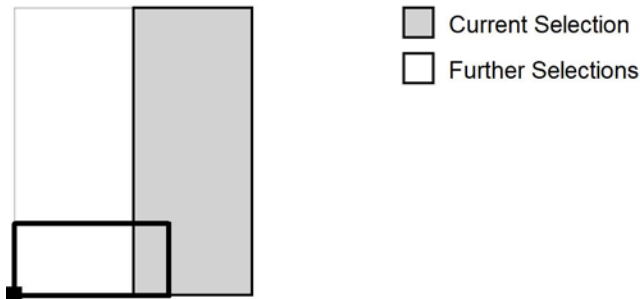
Grid: 13 x 5 Points

$E_{av}$ [fc]	$E_{min}$ [fc]	$E_{max}$ [fc]	u0	$E_{min} / E_{max}$
31	28	36	0.88	0.77



Operator  
Telephone  
Fax  
e-Mail

**Room 1 / Tennis 4 Calculation Grid (PA) / Table (E, Perpendicular)**



Position of surface in room:  
Marked point: (152.800 ft, 91.500 ft,  
0.000 ft)



<b>32.400</b>	<u>28</u>	29	<u>28</u>
<b>25.200</b>	30	31	29
<b>18.000</b>	31	31	29
<b>10.800</b>	32	32	30
<b>3.600</b>	33	33	31
<b>ft</b>	<b>63.000</b>	<b>69.000</b>	<b>75.000</b>

Attention: The coordinates refer to the image above. Values in Footcandles.

Grid: 13 x 5 Points

$E_{av}$ [fc]	$E_{min}$ [fc]	$E_{max}$ [fc]	u0	$E_{min} / E_{max}$
31	28	36	0.88	0.77