

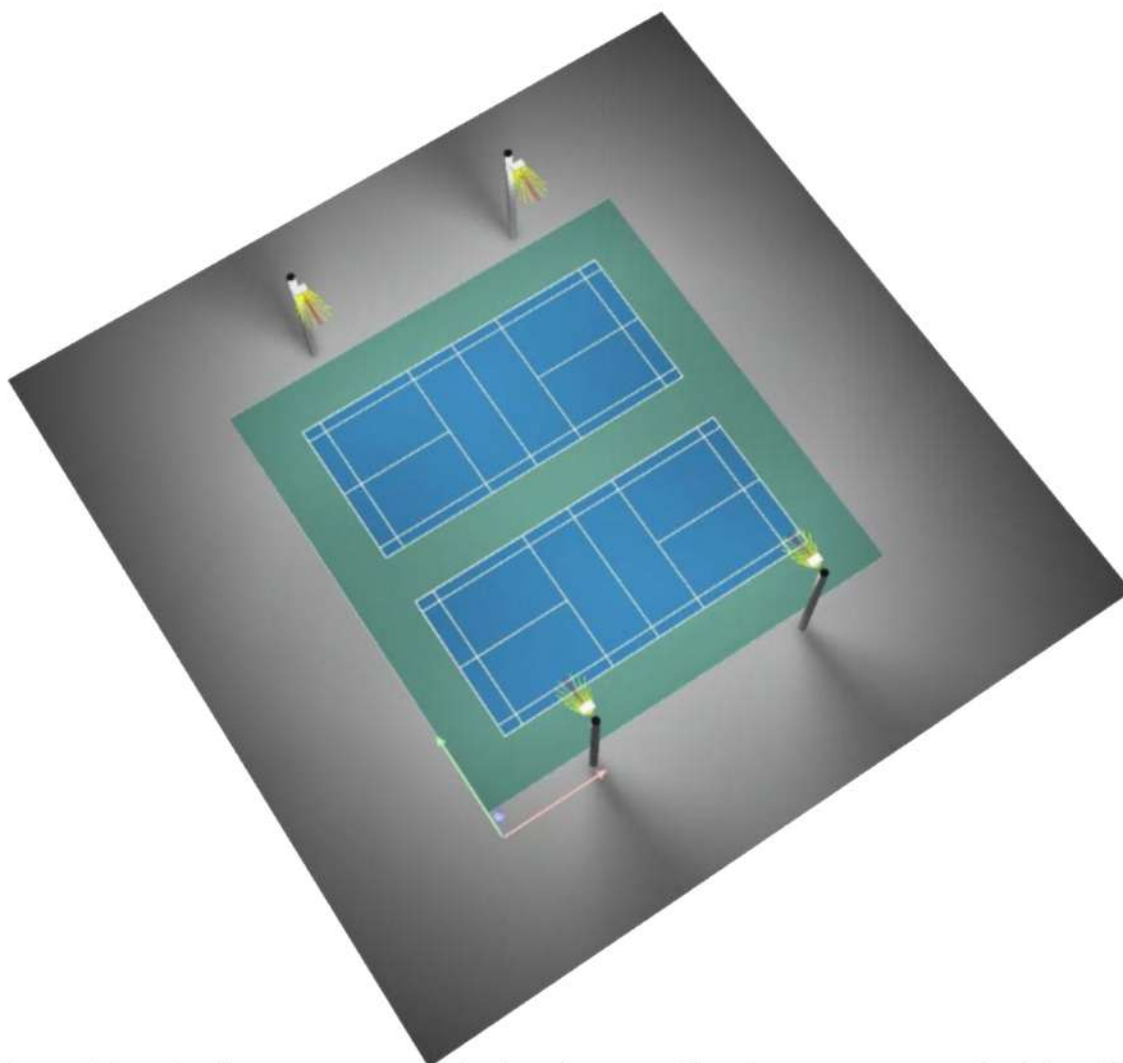
## Twin Pickleball Court Lighting

Full Cut Off, 3000 Kelvin LED Lights

Dark Sky Compliant with 3000 Kelvin LEDs\*\*

(4) 20' Poles - (4) APTA 480s

Average 39 Footcandles and 1.55 Max/Min Rate



**This photometric study was generated using methods recommended by the Illuminating Engineering Society of North America (IESNA). The calculations in this report are based on data provided by a third party. The accuracy of this report is dependent on the accuracy of the data provided. End user environment and application including but not limited to voltage variation and dirt accumulation can cause actual photometric performance to differ from the performance calculated using the data provided. This report is provided without warranty as to accuracy, completeness, reliability or otherwise. In no event will Access Fixtures be responsible for any loss resulting from use of this report.**

**\*\*Dark Sky requirements may vary. 3000 Kelvin is a typical standard. 2200 Kelvin may be required. Check your local lighting ordinances. 3000 Kelvin LEDs will result in approximately 6% reduction in footcandles.**



Operator  
Telephone  
Fax  
e-Mail

## Table of contents

<b>Twin Pickleball Courts</b>	
Project Cover	1
Table of contents	2
Luminaire parts list	3
<b>AF88X-PAD480-T4VS-30K-3535F-V2</b>	
Luminaire Data Sheet	4
<b>Exterior Scene 1</b>	
Planning data	5
Luminaires (layout plan)	6
Luminaires (coordinates list)	7
3D Rendering	8
False Colour Rendering	9
<b>Exterior Surfaces</b>	
<b>PICKLE BALL 1 Calculation Grid (PA)</b>	
Summary	10
Isolines (E, Perpendicular)	11
Greyscale (E, Perpendicular)	12
Value Chart (E, Perpendicular)	13
Table (E, Perpendicular)	14
<b>PICKLE BALL 2 Calculation Grid (PA)</b>	
Summary	16
Isolines (E, Perpendicular)	17
Greyscale (E, Perpendicular)	18
Value Chart (E, Perpendicular)	19
Table (E, Perpendicular)	20

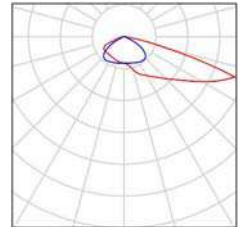


Operator  
Telephone  
Fax  
e-Mail

## Twin Pickleball Courts / Luminaire parts list

4 Pieces    AF88X-PAD480-T4VS-30K-3535F-V2  
Article No.:  
Luminous flux (Luminaire): 59821 lm  
Luminous flux (Lamps): 59818 lm  
Luminaire Wattage: 461.8 W  
Luminaire classification according to CIE: 100  
CIE flux code: 32 69 96 100 100  
Fitting: 1 x 3000K 3535F-V2 (Correction Factor  
1.000).

See our luminaire  
catalog for an image of  
the luminaire.



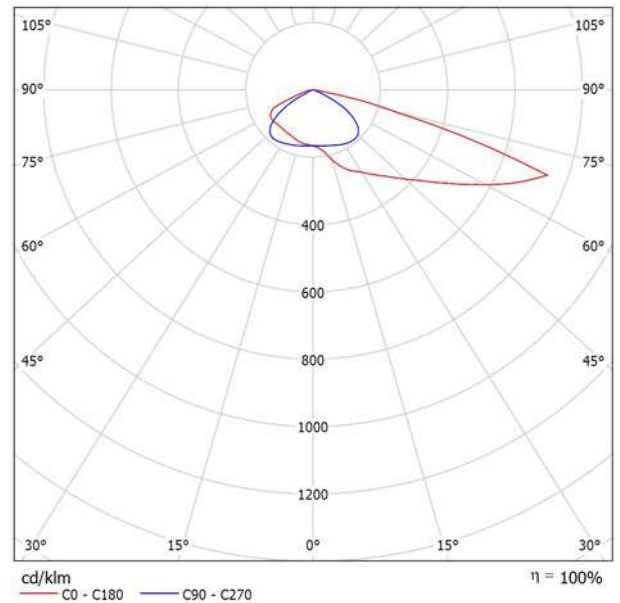


Operator  
Telephone  
Fax  
e-Mail

## AF88X-PAD480-T4VS-30K-3535F-V2 / Luminaire Data Sheet

Luminous emittance 1:

See our luminaire catalog for an image of the luminaire.



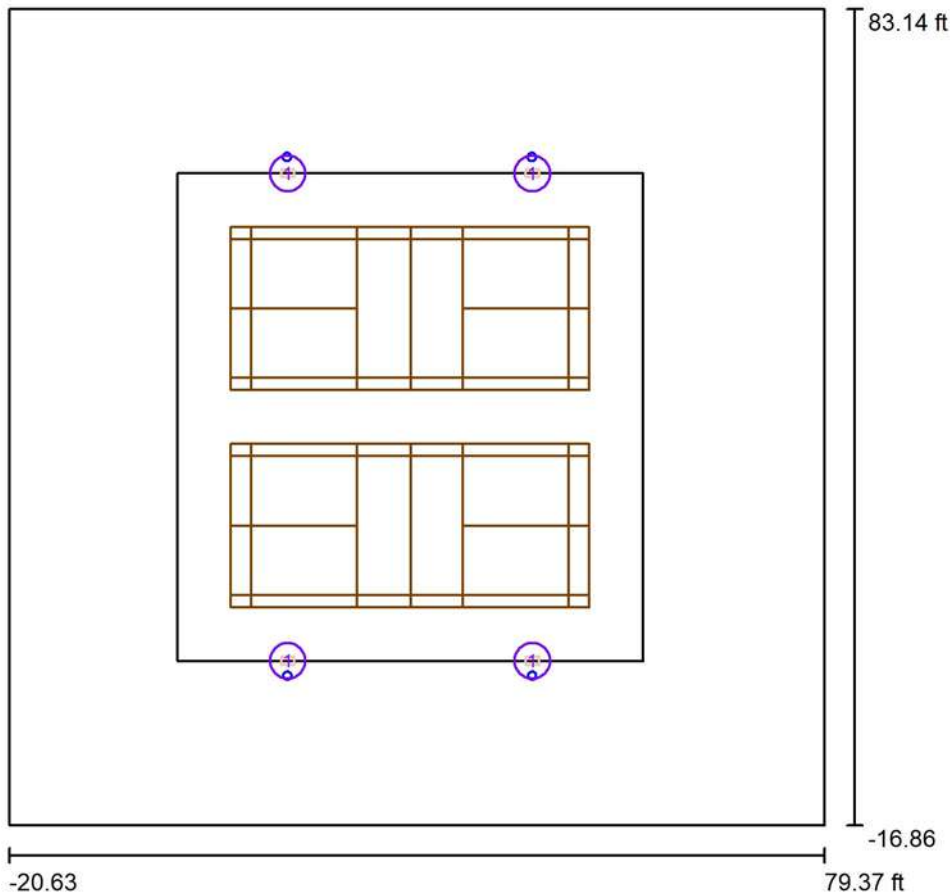
Luminaire classification according to CIE: 100  
CIE flux code: 32 69 96 100 100

Due to missing symmetry properties, no UGR table can be displayed for this luminaire.



Operator  
Telephone  
Fax  
e-Mail

Exterior Scene 1 / Planning data



Maintenance factor: 0.90, ULR (Upward Light Ratio): 0.0%

Scale 1:283

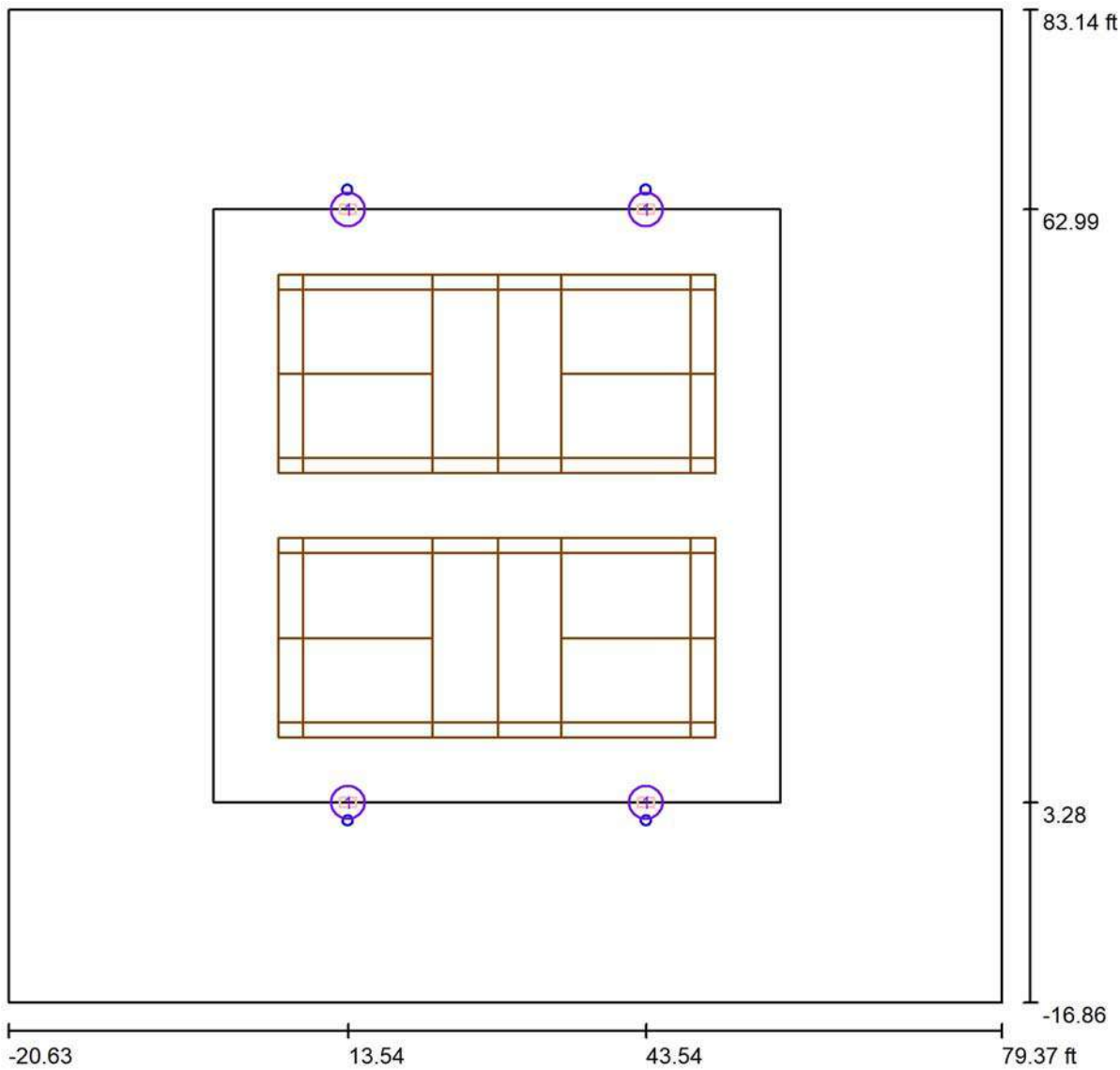
Luminaire Parts List

No.	Pieces	Designation (Correction Factor)	Φ (Luminaire) [lm]	Φ (Lamps) [lm]	P [W]
1	4	AF88X-PAD480-T4VS-30K-3535F-V2 (1.000)	59821	59818	461.8
Total:			239283	Total: 239271	1847.4



Operator  
Telephone  
Fax  
e-Mail

Exterior Scene 1 / Luminaires (layout plan)



Scale 1 : 218

Luminaire Parts List

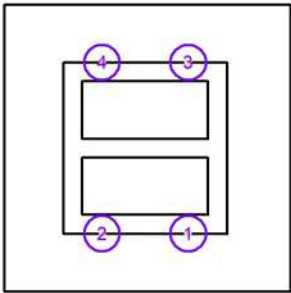
No.	Pieces	Designation
1	4	AF88X-PAD480-T4VS-30K-3535F-V2



Operator  
Telephone  
Fax  
e-Mail

Exterior Scene 1 / Luminaires (coordinates list)

**AF88X-PAD480-T4VS-30K-3535F-V2**  
59821 lm, 461.8 W, 1 x 1 x 3000K 3535F-V2 (Correction Factor 1.000).




No.	Position [ft]			Rotation [°]		
	X	Y	Z	X	Y	Z
1	43.543	3.281	20.000	0.0	0.0	90.0
2	13.543	3.281	20.000	0.0	0.0	90.0
3	43.543	62.991	20.000	0.0	0.0	-90.0
4	13.543	62.991	20.000	0.0	0.0	-90.0



Operator  
Telephone  
Fax  
e-Mail

## Exterior Scene 1 / 3D Rendering

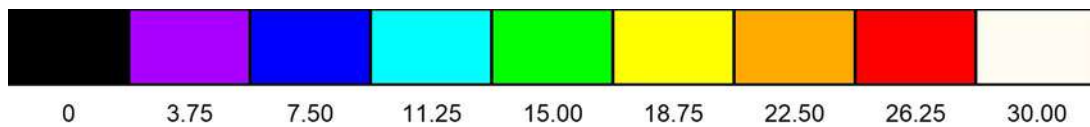
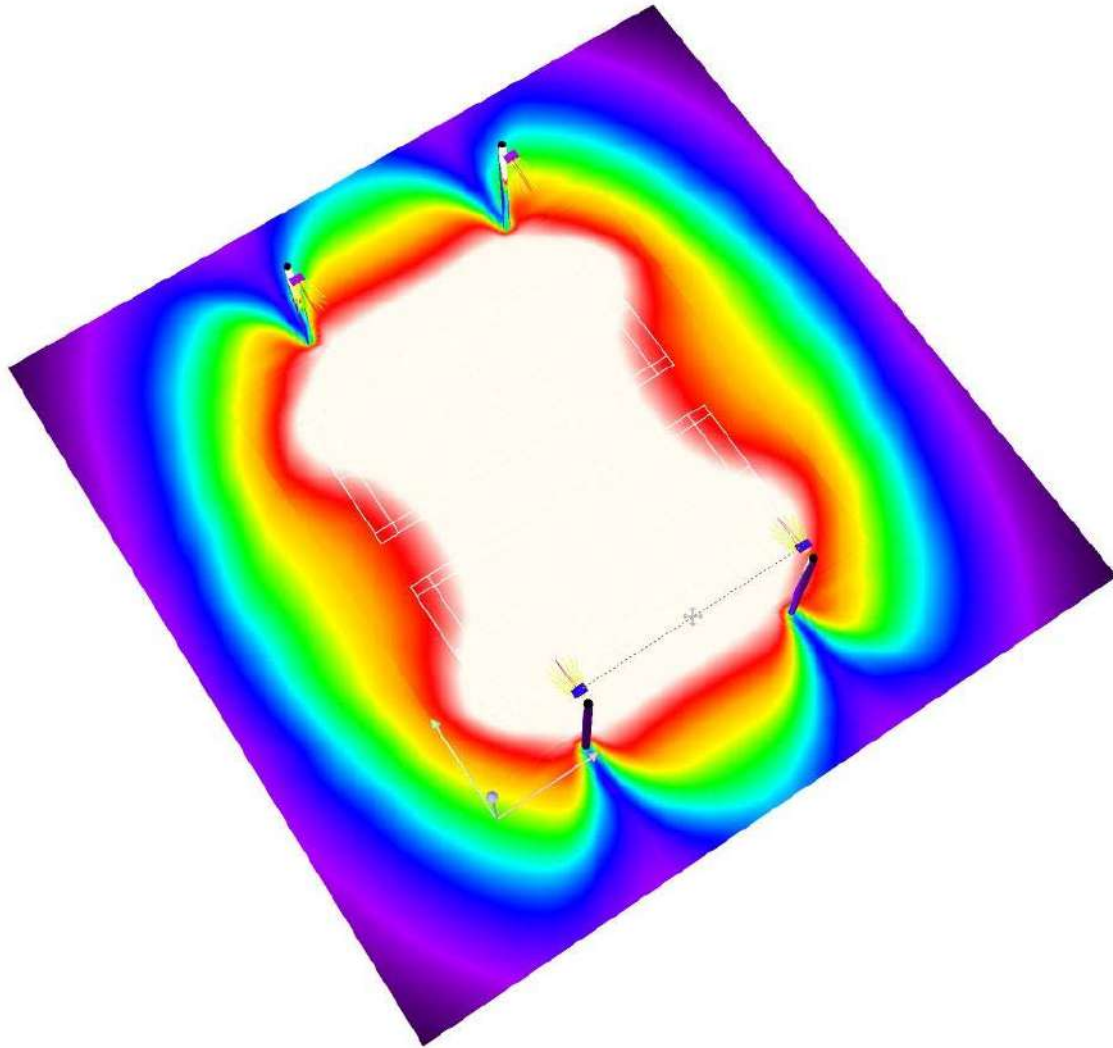






Operator  
Telephone  
Fax  
e-Mail

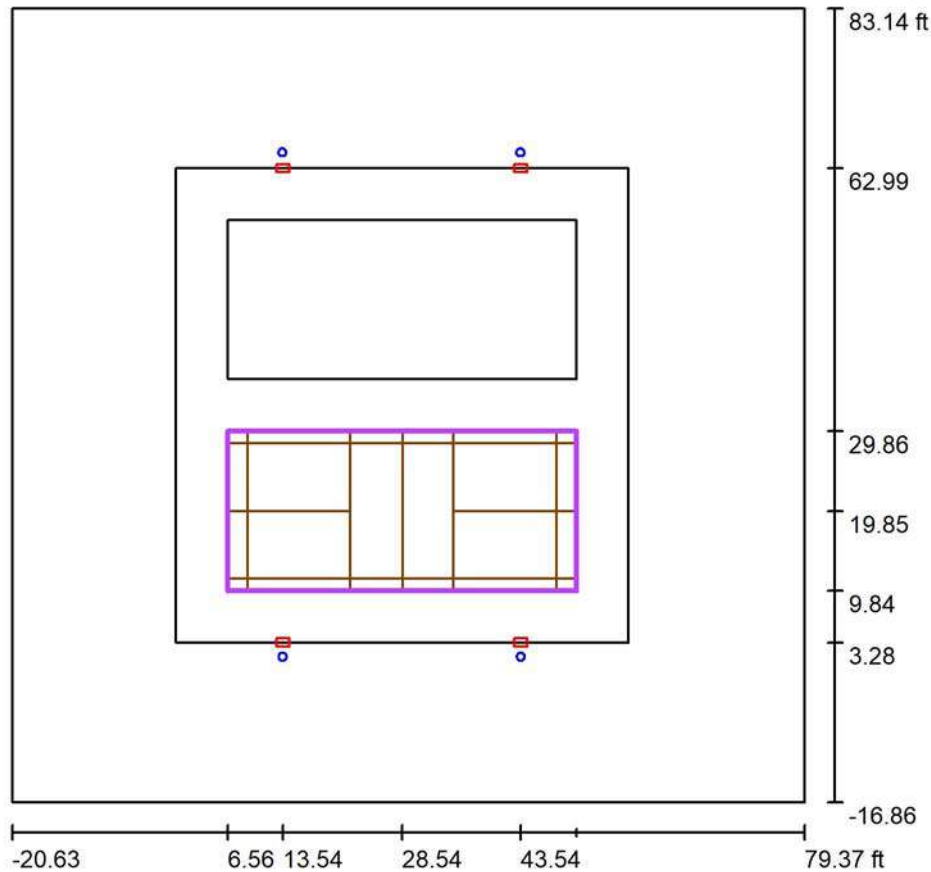
## Exterior Scene 1 / False Colour Rendering





Operator  
Telephone  
Fax  
e-Mail

## Exterior Scene 1 / PICKLE BALL 1 Calculation Grid (PA) / Summary



Scale 1 : 291

Position: (28.543 ft, 19.849 ft, 0.000 ft)  
Size: (43.963 ft, 20.013 ft)  
Rotation: (0.0°, 0.0°, 0.0°)  
Type: Normal, Grid: 11 x 5 Points  
Belongs to the following sport arena: PICKLE BALL 1

### Results overview

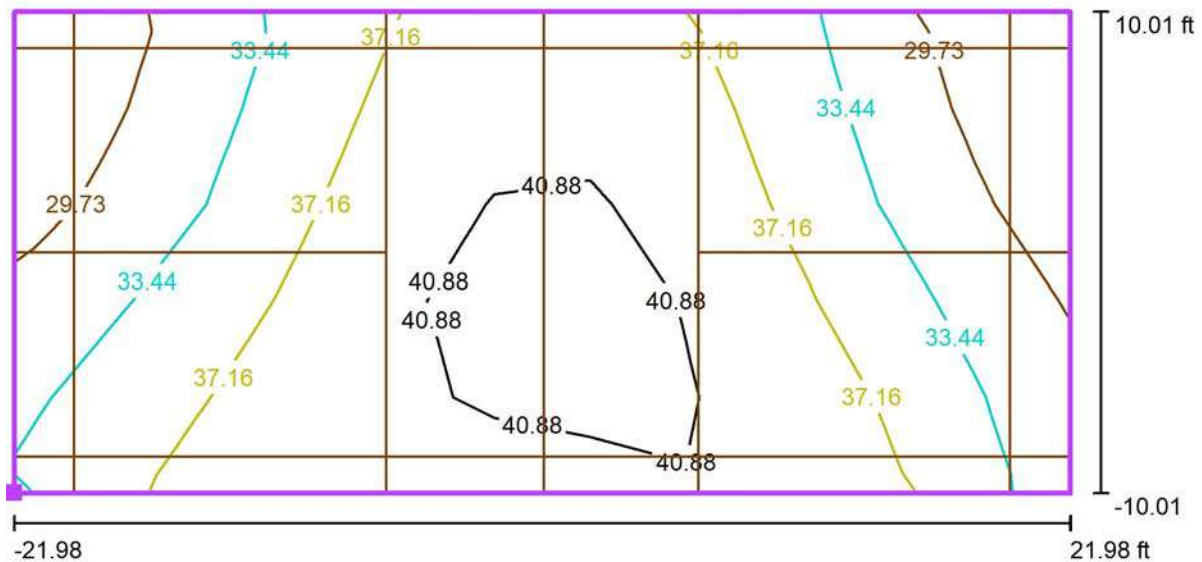
No.	Type	$E_{av}$ [fc]	$E_{min}$ [fc]	$E_{max}$ [fc]	u0	$E_{min} / E_{max}$	$E_{h\ m} / E_m$	H [ft]	Camera
1	perpendicular	36	27	43	0.74	0.63	/	0.000	/

$E_{h\ m} / E_m$  = Relationship between middle horizontal and vertical illuminance, H = Measuring Height

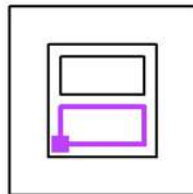


Operator  
Telephone  
Fax  
e-Mail

## Exterior Scene 1 / PICKLE BALL 1 Calculation Grid (PA) / Isolines (E, Perpendicular)



Position of surface in external scene:  
Marked point: (6.562 ft, 9.843 ft,  
0.000 ft)



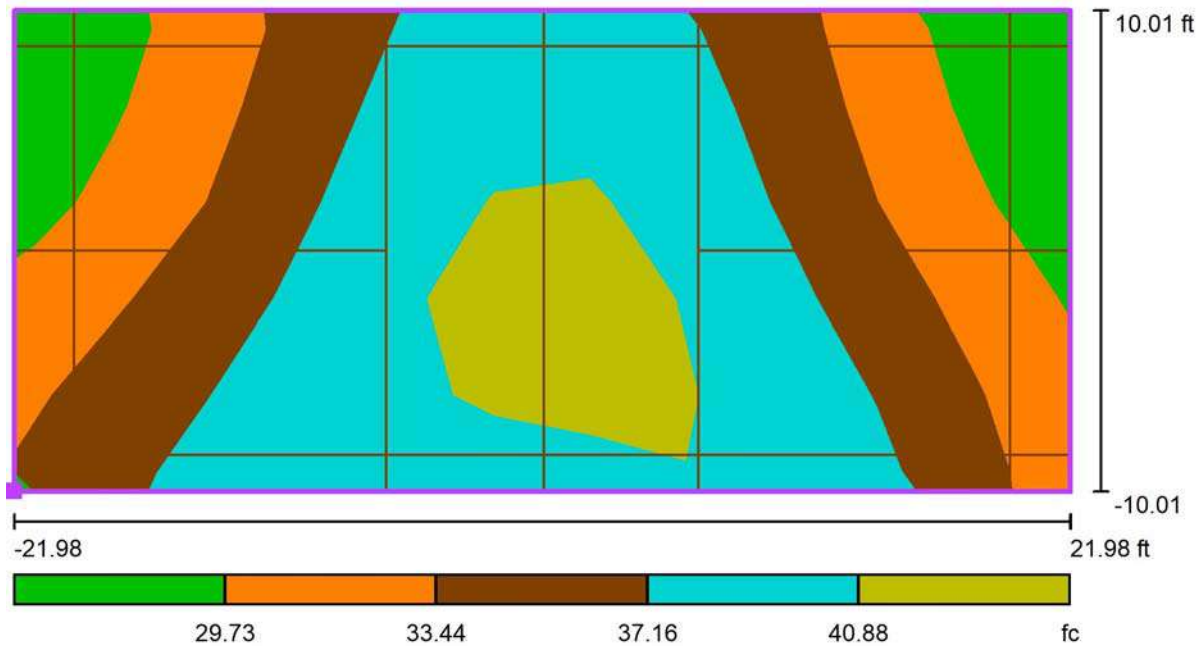
Grid: 11 x 5 Points

$E_{av}$ [fc]	$E_{min}$ [fc]	$E_{max}$ [fc]	$u0$	$E_{min} / E_{max}$
36	27	43	0.74	0.63



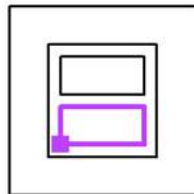
Operator  
Telephone  
Fax  
e-Mail

## Exterior Scene 1 / PICKLE BALL 1 Calculation Grid (PA) / Greyscale (E, Perpendicular)



Scale 1 : 96

Position of surface in external scene:  
Marked point: (6.562 ft, 9.843 ft,  
0.000 ft)



Grid: 11 x 5 Points

$E_{av}$  [fc]  
36

$E_{min}$  [fc]  
27

$E_{max}$  [fc]  
43

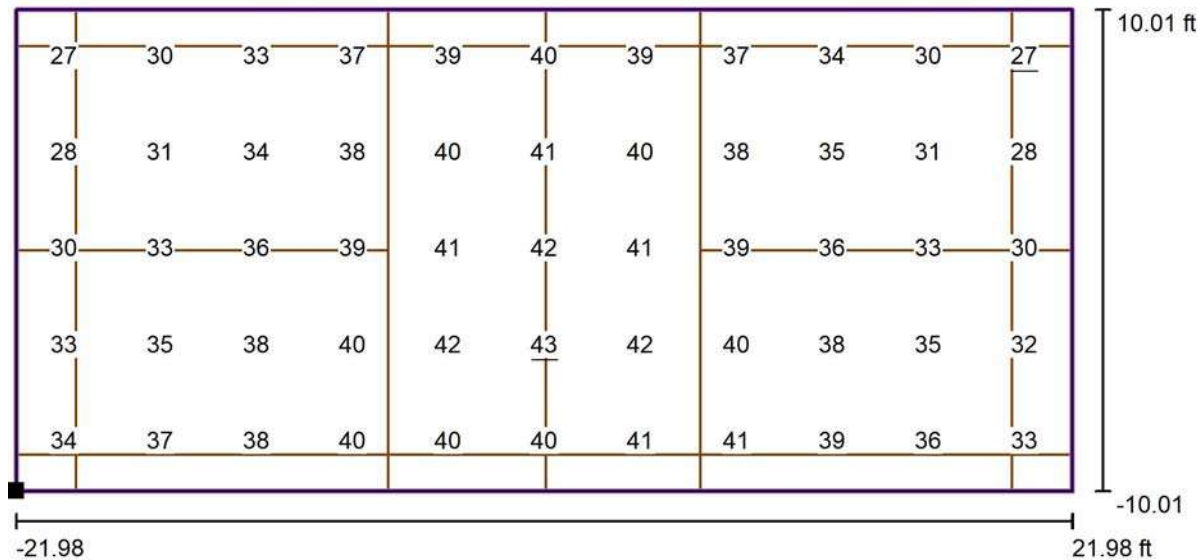
$u_0$   
0.74

$E_{min} / E_{max}$   
0.63



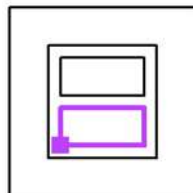
Operator  
Telephone  
Fax  
e-Mail

## Exterior Scene 1 / PICKLE BALL 1 Calculation Grid (PA) / Value Chart (E, Perpendicular)



Values in Footcandles, Scale 1 : 96

Position of surface in external scene:  
Marked point: (6.562 ft, 9.843 ft,  
0.000 ft)



Grid: 11 x 5 Points

$E_{av}$  [fc]  
36

$E_{min}$  [fc]  
27

$E_{max}$  [fc]  
43

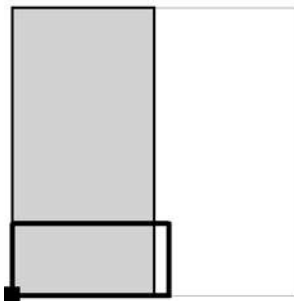
$u_0$   
0.74

$E_{min} / E_{max}$   
0.63



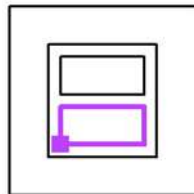
Operator  
Telephone  
Fax  
e-Mail

## Exterior Scene 1 / PICKLE BALL 1 Calculation Grid (PA) / Table (E, Perpendicular)



☒ Current Selection  
☐ Further Selections

Position of surface in external scene:  
Marked point: (6.562 ft, 9.843 ft,  
0.000 ft)



<b>18.012</b>	<u>27</u>	30	33	37	39	40	39	37	34	30
<b>14.009</b>	28	31	34	38	40	41	40	38	35	31
<b>10.006</b>	30	33	36	39	41	42	41	39	36	33
<b>6.004</b>	33	35	38	40	42	<u>43</u>	42	40	38	35
<b>2.001</b>	34	37	38	40	40	40	41	41	39	36
<b>ft</b>	<b>1.998</b>	<b>5.995</b>	<b>9.992</b>	<b>13.988</b>	<b>17.985</b>	<b>21.981</b>	<b>25.978</b>	<b>29.975</b>	<b>33.971</b>	<b>37.968</b>

Attention: The coordinates refer to the image above. Values in Footcandles.

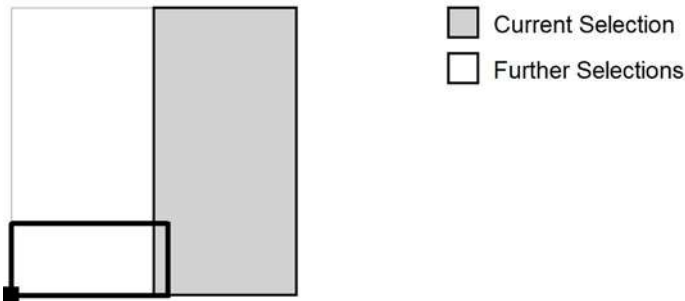
Grid: 11 x 5 Points

$E_{av}$ [fc]	$E_{min}$ [fc]	$E_{max}$ [fc]	$u_0$	$E_{min} / E_{max}$
36	27	43	0.74	0.63

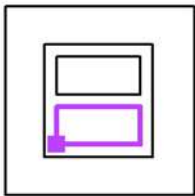


Operator  
Telephone  
Fax  
e-Mail

Exterior Scene 1 / PICKLE BALL 1 Calculation Grid (PA) / Table (E, Perpendicular)



Position of surface in external scene:  
Marked point: (6.562 ft, 9.843 ft,  
0.000 ft)



18.012	<u>27</u>
14.009	28
10.006	30
6.004	32
2.001	33
ft 41.964	

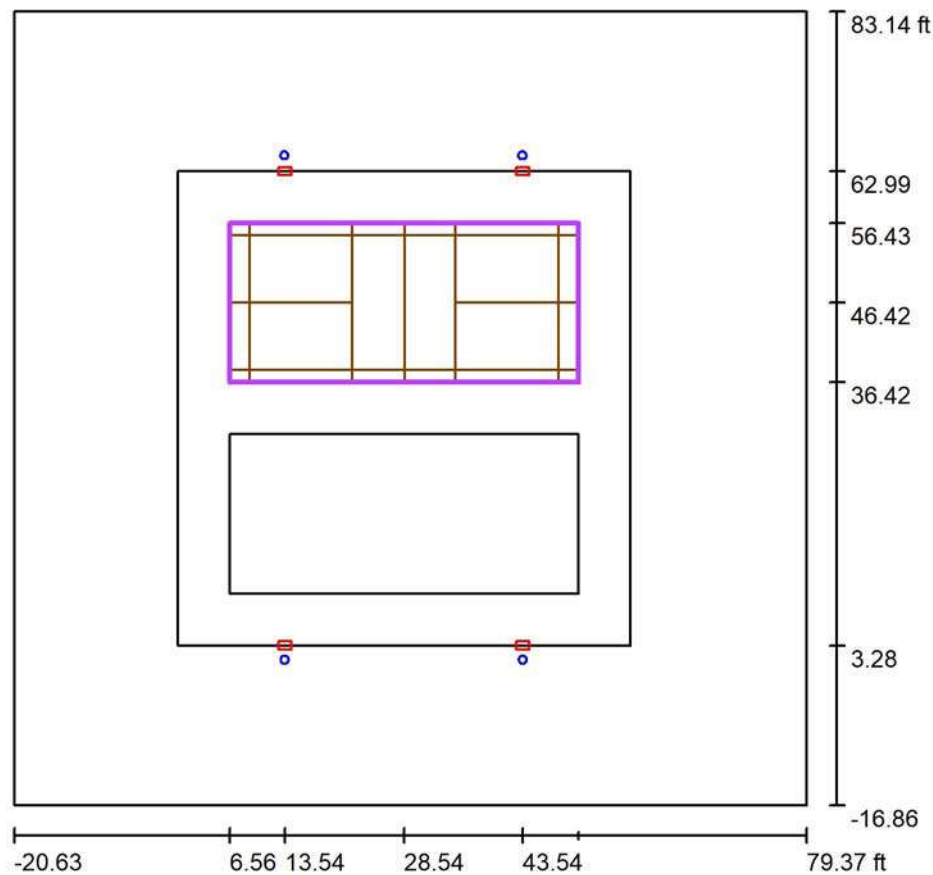
Attention: The coordinates refer to the image above. Values in Footcandles.

Grid: 11 x 5 Points

$E_{av}$ [fc]	$E_{min}$ [fc]	$E_{max}$ [fc]	$u0$	$E_{min} / E_{max}$
36	27	43	0.74	0.63

Operator  
Telephone  
Fax  
e-Mail

## Exterior Scene 1 / PICKLE BALL 2 Calculation Grid (PA) / Summary



Scale 1 : 291

Position: (28.543 ft, 46.423 ft, 0.000 ft)  
Size: (43.963 ft, 20.013 ft)  
Rotation: (0.0°, 0.0°, 0.0°)  
Type: Normal, Grid: 11 x 5 Points  
Belongs to the following sport arena: PICKLE BALL 2

### Results overview

No.	Type	$E_{av}$ [fc]	$E_{min}$ [fc]	$E_{max}$ [fc]	u0	$E_{min} / E_{max}$	$E_{h\ m} / E_m$	H [ft]	Camera
1	perpendicular	36	27	43	0.74	0.63	/	0.000	/

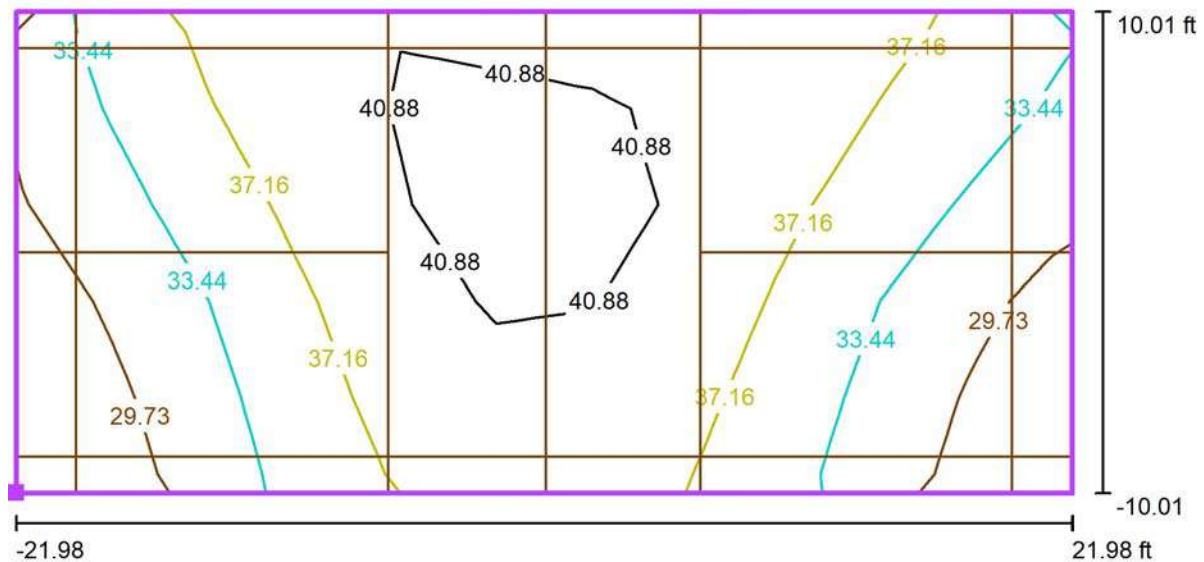
$E_{h\ m} / E_m$  = Relationship between middle horizontal and vertical illuminance, H = Measuring Height





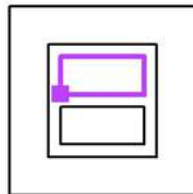
Operator  
Telephone  
Fax  
e-Mail

## Exterior Scene 1 / PICKLE BALL 2 Calculation Grid (PA) / Isolines (E, Perpendicular)



Values in Footcandles, Scale 1 : 96

Position of surface in external scene:  
Marked point: (6.562 ft, 36.417 ft,  
0.000 ft)



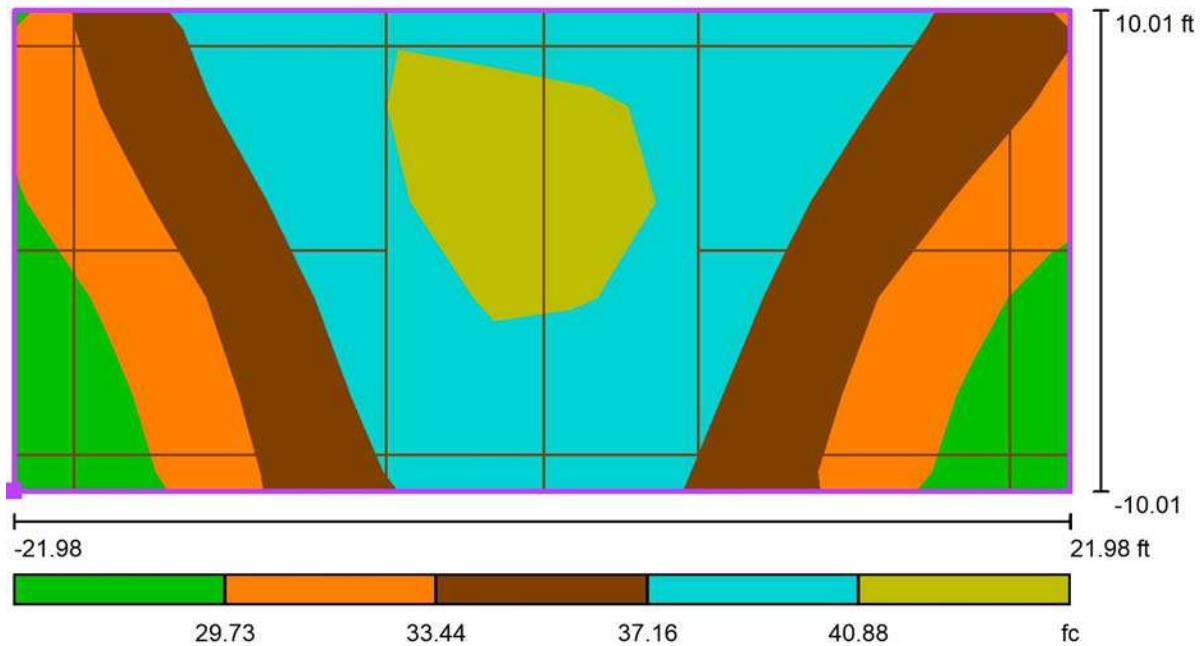
Grid: 11 x 5 Points

$E_{av}$ [fc]	$E_{min}$ [fc]	$E_{max}$ [fc]	$u0$	$E_{min} / E_{max}$
36	27	43	0.74	0.63



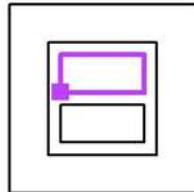
Operator  
Telephone  
Fax  
e-Mail

## Exterior Scene 1 / PICKLE BALL 2 Calculation Grid (PA) / Greyscale (E, Perpendicular)



Scale 1 : 96

Position of surface in external scene:  
Marked point: (6.562 ft, 36.417 ft,  
0.000 ft)



Grid: 11 x 5 Points

$E_{av}$  [fc]  
36

$E_{min}$  [fc]  
27

$E_{max}$  [fc]  
43

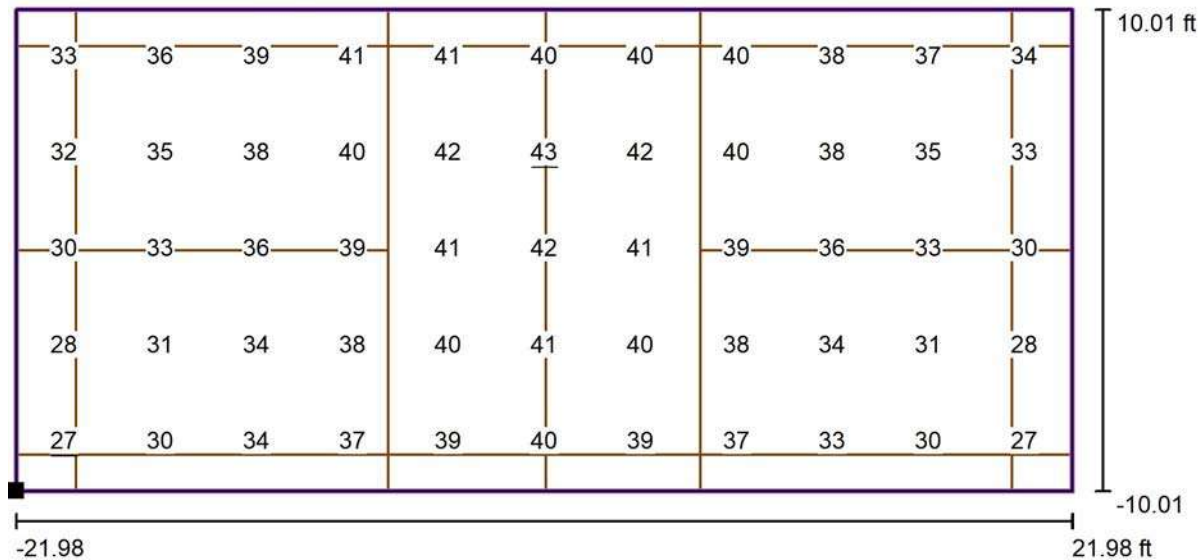
$u_0$   
0.74

$E_{min} / E_{max}$   
0.63



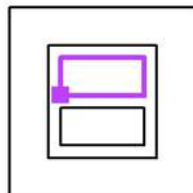
Operator  
Telephone  
Fax  
e-Mail

## Exterior Scene 1 / PICKLE BALL 2 Calculation Grid (PA) / Value Chart (E, Perpendicular)



Values in Footcandles, Scale 1 : 96

Position of surface in external scene:  
Marked point: (6.562 ft, 36.417 ft,  
0.000 ft)



Grid: 11 x 5 Points

$E_{av}$  [fc]  
36

$E_{min}$  [fc]  
27

$E_{max}$  [fc]  
43


$u_0$   
0.74

$E_{min} / E_{max}$   
0.63

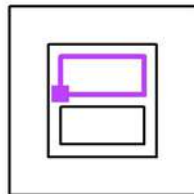


Operator  
Telephone  
Fax  
e-Mail

## Exterior Scene 1 / PICKLE BALL 2 Calculation Grid (PA) / Table (E, Perpendicular)



Position of surface in external scene:  
 Marked point: (6.562 ft, 36.417 ft,  
 0.000 ft)



<b>18.012</b>	33	36	39	41	41	40	40	40	38	37
<b>14.009</b>	32	35	38	40	42	<u>43</u>	42	40	38	35
<b>10.006</b>	30	33	36	39	41	42	41	39	36	33
<b>6.004</b>	28	31	34	38	40	41	40	38	34	31
<b>2.001</b>	<u>27</u>	30	34	37	39	40	39	37	33	30
<b>ft</b>	<b>1.998</b>	<b>5.995</b>	<b>9.992</b>	<b>13.988</b>	<b>17.985</b>	<b>21.981</b>	<b>25.978</b>	<b>29.975</b>	<b>33.971</b>	<b>37.968</b>

Attention: The coordinates refer to the image above. Values in Footcandles.

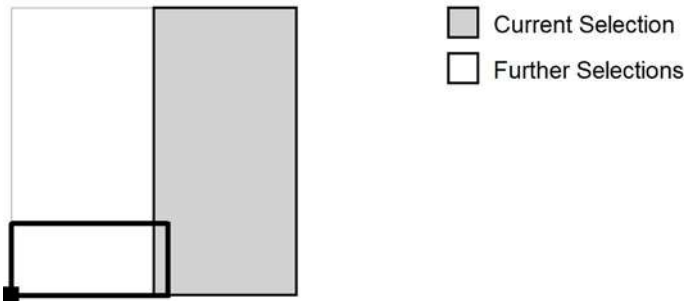
Grid: 11 x 5 Points

$E_{av}$ [fc]	$E_{min}$ [fc]	$E_{max}$ [fc]	$u_0$	$E_{min} / E_{max}$
36	27	43	0.74	0.63

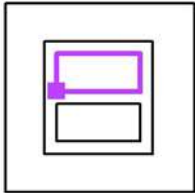


Operator  
Telephone  
Fax  
e-Mail

Exterior Scene 1 / PICKLE BALL 2 Calculation Grid (PA) / Table (E, Perpendicular)



Position of surface in external scene:  
Marked point: (6.562 ft, 36.417 ft,  
0.000 ft)



18.012      34  
14.009      33  
10.006      30  
6.004      28  
2.001      27  
ft 41.964

Attention: The coordinates refer to the image above. Values in Footcandles.

Grid: 11 x 5 Points

$E_{av}$ [fc]	$E_{min}$ [fc]	$E_{max}$ [fc]	$u0$	$E_{min} / E_{max}$
36	27	43	0.74	0.63