

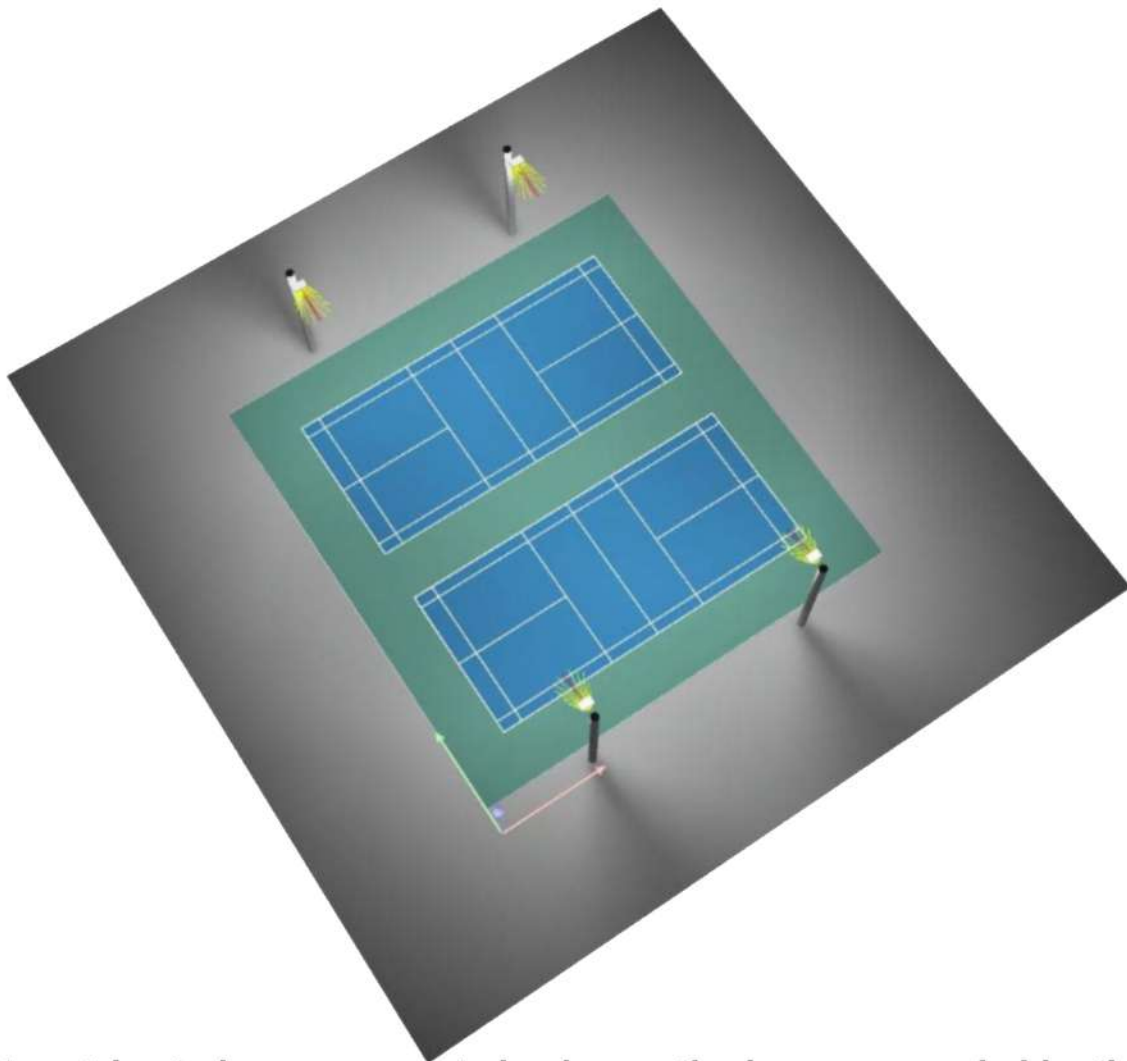
Twin Pickleball Court Lighting

Full Cut Off, 3000 Kelvin LED Lights

Dark Sky Compliant with 3000 Kelvin LEDs**

(4) 20' Poles - (4) APTA 480s

Average 39 Footcandles and 1.55 Max/Min Rate



This photometric study was generated using methods recommended by the Illuminating Engineering Society of North America (IESNA). The calculations in this report are based on data provided by a third party. The accuracy of this report is dependent on the accuracy of the data provided. End user environment and application including but not limited to voltage variation and dirt accumulation can cause actual photometric performance to differ from the performance calculated using the data provided. This report is provided without warranty as to accuracy, completeness, reliability or otherwise. In no event will Access Fixtures be responsible for any loss resulting from use of this report.

****Dark Sky requirements may vary. 3000 Kelvin is a typical standard. 2200 Kelvin may be required. Check your local lighting ordinances. 3000 Kelvin LEDs will result in approximately 6% reduction in footcandles.**



Operator
Telephone
Fax
e-Mail

Table of contents

Twin Pickleball Courts	
Project Cover	1
Table of contents	2
Luminaire parts list	3
AF88X-PAD480-T4VS-50K-3535F-V2	
Luminaire Data Sheet	4
Exterior Scene 1	
Planning data	5
Luminaires (layout plan)	6
Luminaires (coordinates list)	7
3D Rendering	8
False Colour Rendering	9
Exterior Surfaces	
PICKLE BALL 1 Calculation Grid (PA)	
Summary	10
Isolines (E, Perpendicular)	11
Greyscale (E, Perpendicular)	12
Value Chart (E, Perpendicular)	13
Table (E, Perpendicular)	14
PICKLE BALL 2 Calculation Grid (PA)	
Summary	16
Isolines (E, Perpendicular)	17
Greyscale (E, Perpendicular)	18
Value Chart (E, Perpendicular)	19
Table (E, Perpendicular)	20

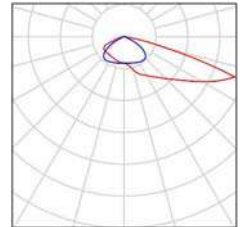


Operator
Telephone
Fax
e-Mail

Twin Pickleball Courts / Luminaire parts list

4 Pieces AF88X-PAD480-T4VS-50K-3535F-V2
Article No.:
Luminous flux (Luminaire): 63639 lm
Luminous flux (Lamps): 63636 lm
Luminaire Wattage: 461.8 W
Luminaire classification according to CIE: 100
CIE flux code: 32 69 96 100 100
Fitting: 1 x 5000K 3535F-V2 (Correction Factor
1.000).

See our luminaire
catalog for an image of
the luminaire.



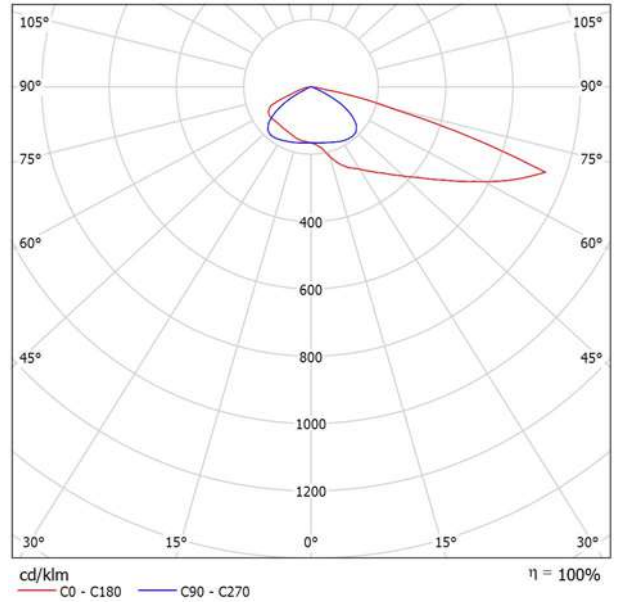


Operator
Telephone
Fax
e-Mail

AF88X-PAD480-T4VS-50K-3535F-V2 / Luminaire Data Sheet

Luminous emittance 1:

See our luminaire catalog for an image of the luminaire.



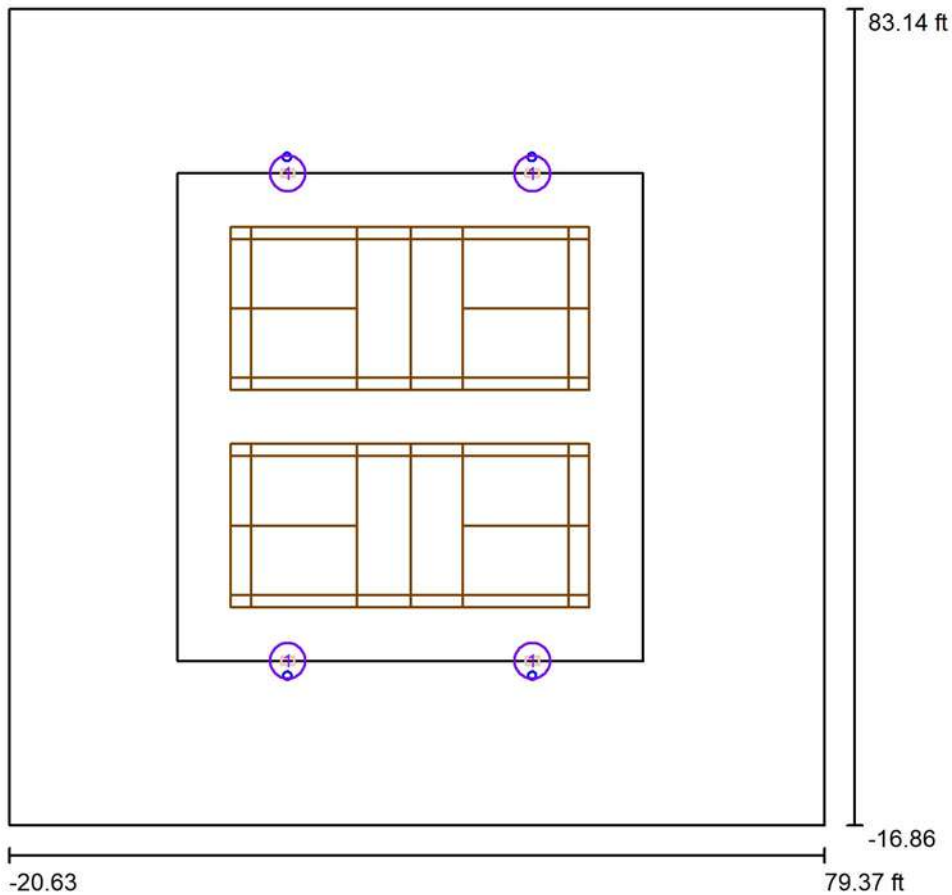
Luminaire classification according to CIE: 100
CIE flux code: 32 69 96 100 100

Due to missing symmetry properties, no UGR table can be displayed for this luminaire.



Operator
Telephone
Fax
e-Mail

Exterior Scene 1 / Planning data



Maintenance factor: 0.90, ULR (Upward Light Ratio): 0.0%

Scale 1:283

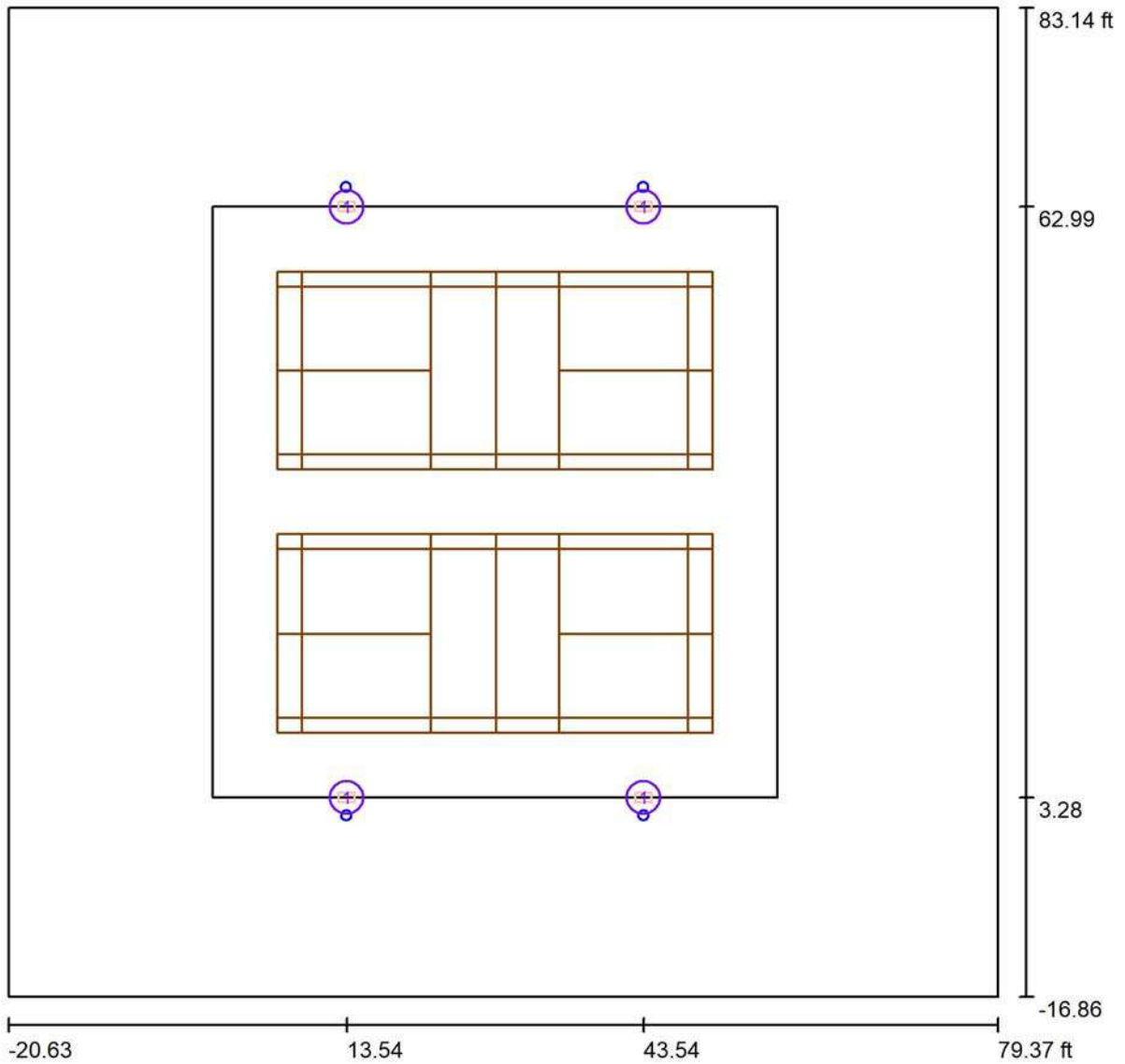
Luminaire Parts List

No.	Pieces	Designation (Correction Factor)	Φ (Luminaire) [lm]	Φ (Lamps) [lm]	P [W]
1	4	AF88X-PAD480-T4VS-50K-3535F-V2 (1.000)	63639	63636	461.8
Total:			254556	254544	1847.4



Operator
 Telephone
 Fax
 e-Mail

Exterior Scene 1 / Luminaires (layout plan)



Scale 1 : 218

Luminaire Parts List

No.	Pieces	Designation
1	4	AF88X-PAD480-T4VS-50K-3535F-V2

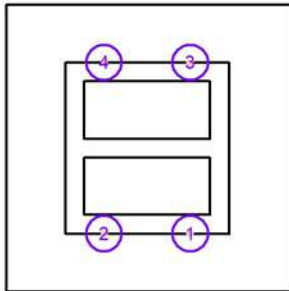


Operator
 Telephone
 Fax
 e-Mail

Exterior Scene 1 / Luminaires (coordinates list)

AF88X-PAD480-T4VS-50K-3535F-V2

63639 lm, 461.8 W, 1 x 1 x 5000K 3535F-V2 (Correction Factor 1.000).

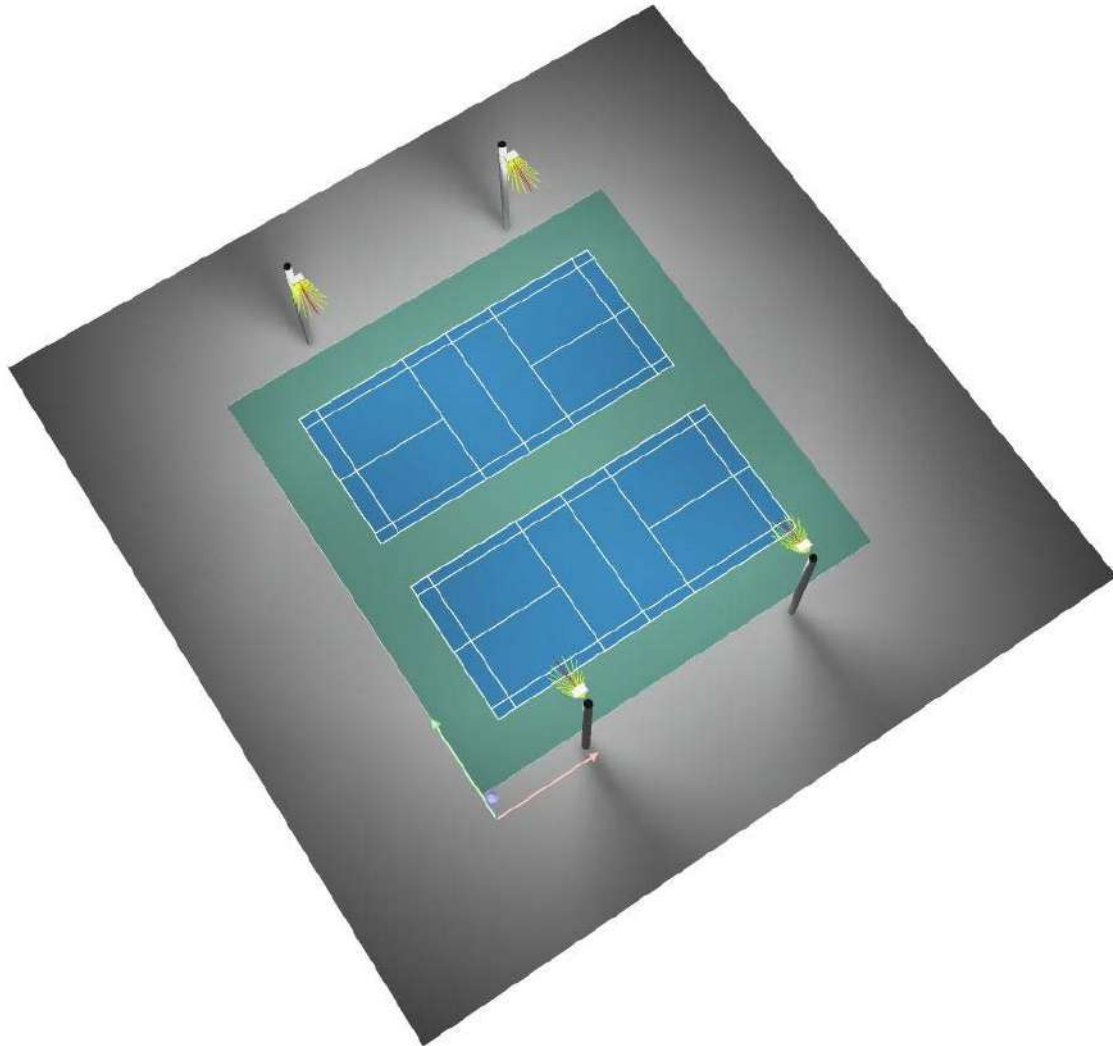


No.	Position [ft]			Rotation [°]		
	X	Y	Z	X	Y	Z
1	43.543	3.281	20.000	0.0	0.0	90.0
2	13.543	3.281	20.000	0.0	0.0	90.0
3	43.543	62.991	20.000	0.0	0.0	-90.0
4	13.543	62.991	20.000	0.0	0.0	-90.0



Operator
Telephone
Fax
e-Mail

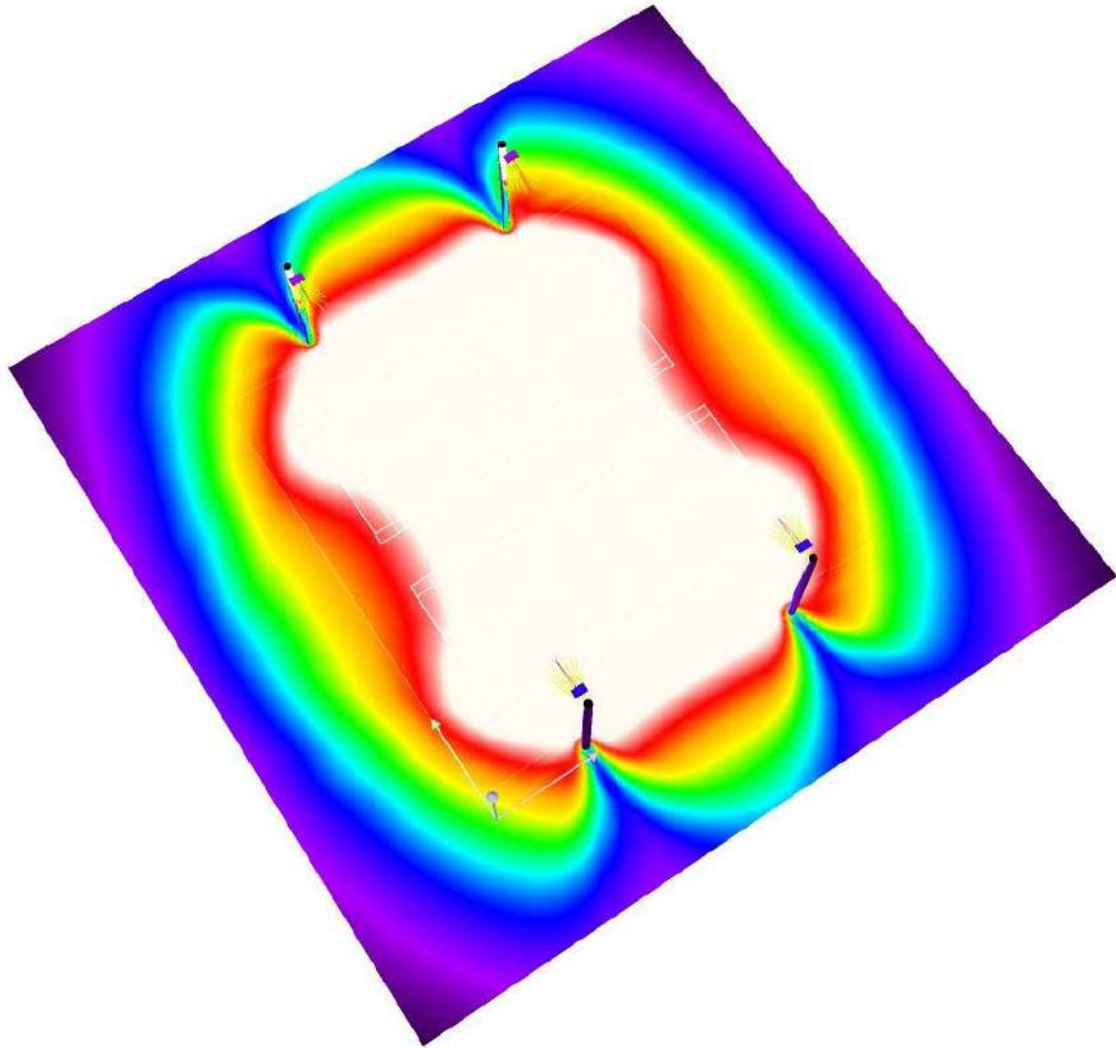
Exterior Scene 1 / 3D Rendering





Operator
Telephone
Fax
e-Mail

Exterior Scene 1 / False Colour Rendering



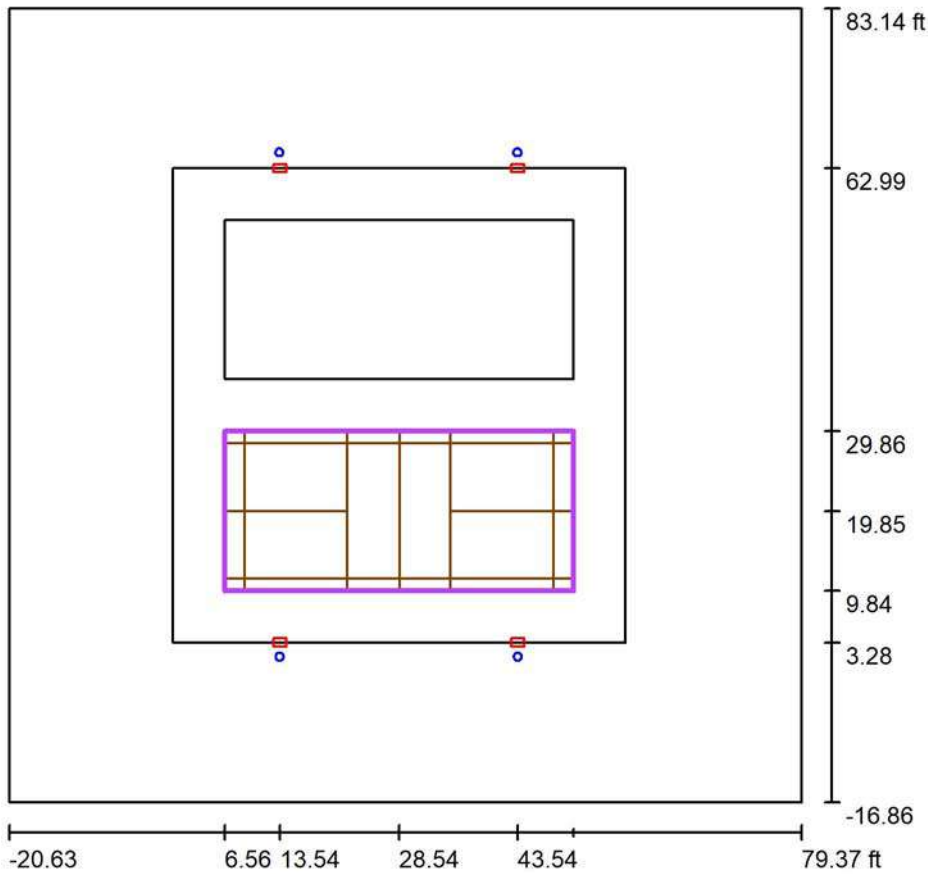
0 3.75 7.50 11.25 15.00 18.75 22.50 26.25 30.00

fc



Operator
Telephone
Fax
e-Mail

Exterior Scene 1 / PICKLE BALL 1 Calculation Grid (PA) / Summary



Scale 1 : 291

Position: (28.543 ft, 19.849 ft, 0.000 ft)
 Size: (43.963 ft, 20.013 ft)
 Rotation: (0.0°, 0.0°, 0.0°)
 Type: Normal, Grid: 11 x 5 Points
 Belongs to the following sport arena: PICKLE BALL 1

Results overview

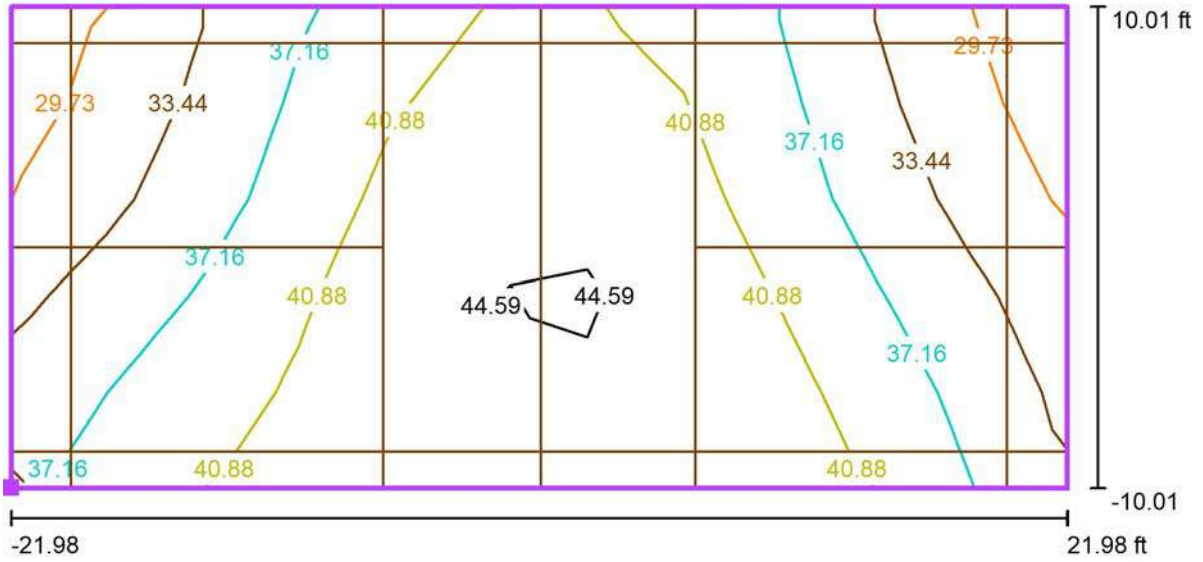
No.	Type	E_{av} [fc]	E_{min} [fc]	E_{max} [fc]	u0	E_{min} / E_{max}	$E_{h\ m} / E_m$	H [ft]	Camera
1	perpendicular	39	29	45	0.74	0.63	/	0.000	/

$E_{h\ m} / E_m$ = Relationship between middle horizontal and vertical illuminance, H = Measuring Height



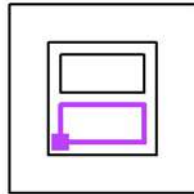
Operator
Telephone
Fax
e-Mail

Exterior Scene 1 / PICKLE BALL 1 Calculation Grid (PA) / Isolines (E, Perpendicular)



Values in Footcandles, Scale 1 : 96

Position of surface in external scene:
Marked point: (6.562 ft, 9.843 ft, 0.000 ft)



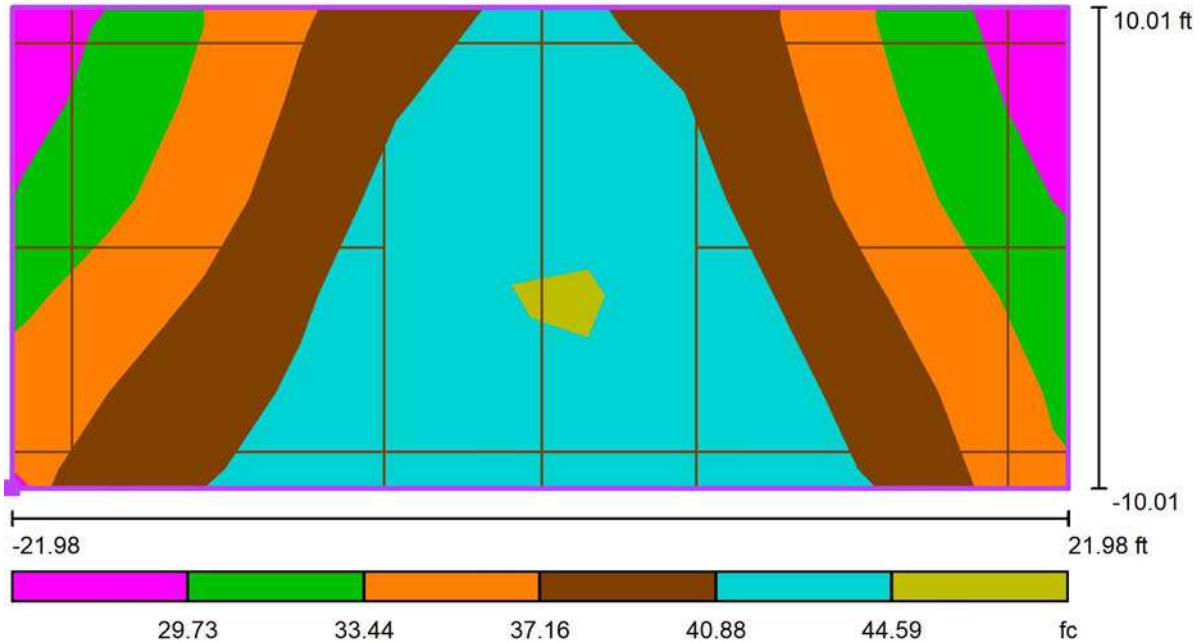
Grid: 11 x 5 Points

E_{av} [fc]	E_{min} [fc]	E_{max} [fc]	u0	E_{min} / E_{max}
39	29	45	0.74	0.63



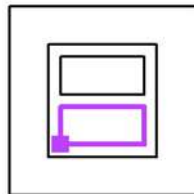
Operator
Telephone
Fax
e-Mail

Exterior Scene 1 / PICKLE BALL 1 Calculation Grid (PA) / Greyscale (E, Perpendicular)



Scale 1 : 96

Position of surface in external scene:
Marked point: (6.562 ft, 9.843 ft, 0.000 ft)



Grid: 11 x 5 Points

E_{av} [fc]
39

E_{min} [fc]
29

E_{max} [fc]
45

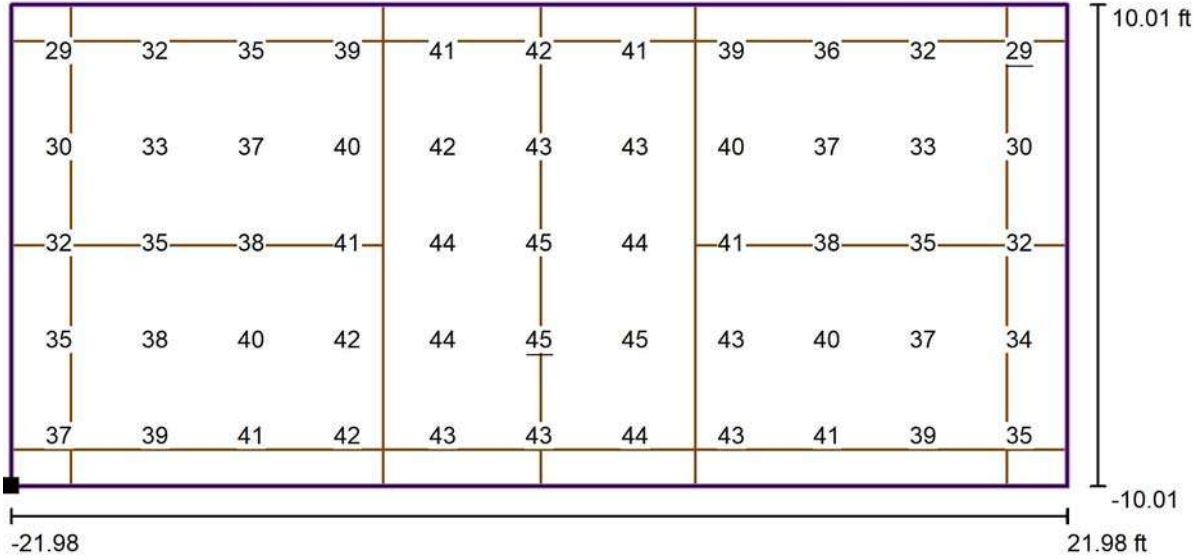
$u0$
0.74

E_{min} / E_{max}
0.63



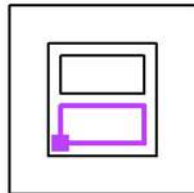
Operator
Telephone
Fax
e-Mail

Exterior Scene 1 / PICKLE BALL 1 Calculation Grid (PA) / Value Chart (E, Perpendicular)



Values in Footcandles, Scale 1 : 96

Position of surface in external scene:
Marked point: (6.562 ft, 9.843 ft, 0.000 ft)



Grid: 11 x 5 Points

E_{av} [fc]
39

E_{min} [fc]
29

E_{max} [fc]
45

$u0$
0.74

E_{min} / E_{max}
0.63

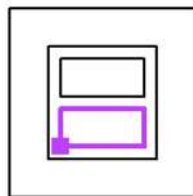


Operator
Telephone
Fax
e-Mail

Exterior Scene 1 / PICKLE BALL 1 Calculation Grid (PA) / Table (E, Perpendicular)



Position of surface in external scene:
Marked point: (6.562 ft, 9.843 ft,
0.000 ft)



18.012	<u>29</u>	32	35	39	41	42	41	39	36	32
14.009	30	33	37	40	42	43	43	40	37	33
10.006	32	35	38	41	44	<u>45</u>	44	41	38	35
6.004	35	38	40	42	44	<u>45</u>	<u>45</u>	43	40	37
2.001	37	39	41	42	43	43	44	43	41	39
ft	1.998	5.995	9.992	13.988	17.985	21.981	25.978	29.975	33.971	37.968

Attention: The coordinates refer to the image above. Values in Footcandles.

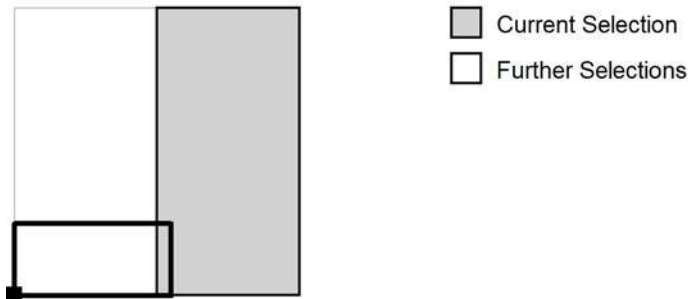
Grid: 11 x 5 Points

E_{av} [fc]	E_{min} [fc]	E_{max} [fc]	u0	E_{min} / E_{max}
39	29	45	0.74	0.63

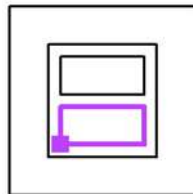


Operator
Telephone
Fax
e-Mail

Exterior Scene 1 / PICKLE BALL 1 Calculation Grid (PA) / Table (E, Perpendicular)



Position of surface in external scene:
Marked point: (6.562 ft, 9.843 ft,
0.000 ft)



18.012 29
14.009 30
10.006 32
6.004 34
2.001 35
ft 41.964

Attention: The coordinates refer to the image above. Values in Footcandles.

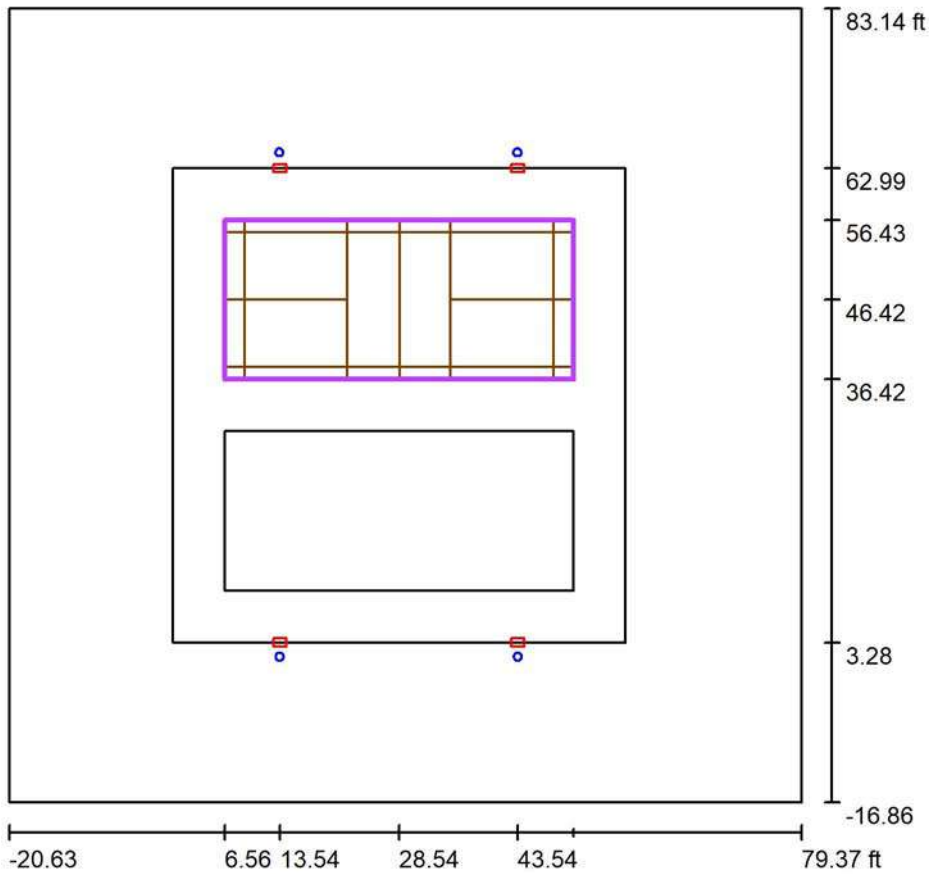
Grid: 11 x 5 Points

E_{av} [fc]	E_{min} [fc]	E_{max} [fc]	u0	E_{min} / E_{max}
39	29	45	0.74	0.63



Operator
Telephone
Fax
e-Mail

Exterior Scene 1 / PICKLE BALL 2 Calculation Grid (PA) / Summary



Scale 1 : 291

Position: (28.543 ft, 46.423 ft, 0.000 ft)
 Size: (43.963 ft, 20.013 ft)
 Rotation: (0.0°, 0.0°, 0.0°)
 Type: Normal, Grid: 11 x 5 Points
 Belongs to the following sport arena: PICKLE BALL 2

Results overview

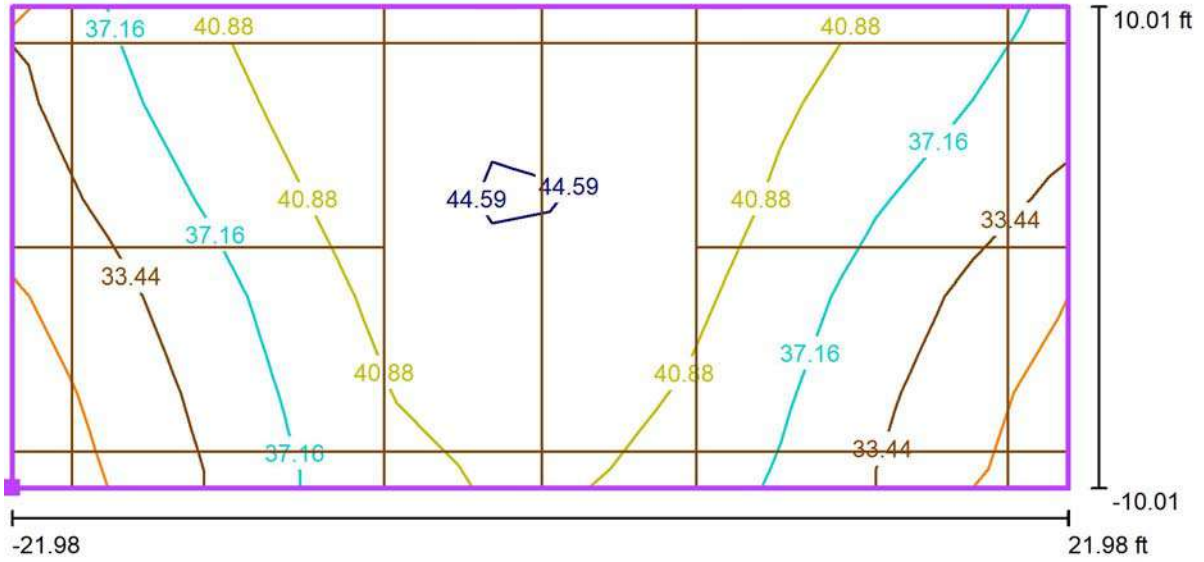
No.	Type	E_{av} [fc]	E_{min} [fc]	E_{max} [fc]	u0	E_{min} / E_{max}	$E_{h\ m} / E_m$	H [ft]	Camera
1	perpendicular	39	29	45	0.74	0.63	/	0.000	/

$E_{h\ m} / E_m$ = Relationship between middle horizontal and vertical illuminance, H = Measuring Height



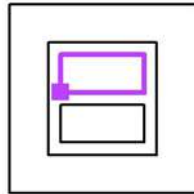
Operator
Telephone
Fax
e-Mail

Exterior Scene 1 / PICKLE BALL 2 Calculation Grid (PA) / Isolines (E, Perpendicular)



Values in Footcandles, Scale 1 : 96

Position of surface in external scene:
Marked point: (6.562 ft, 36.417 ft,
0.000 ft)



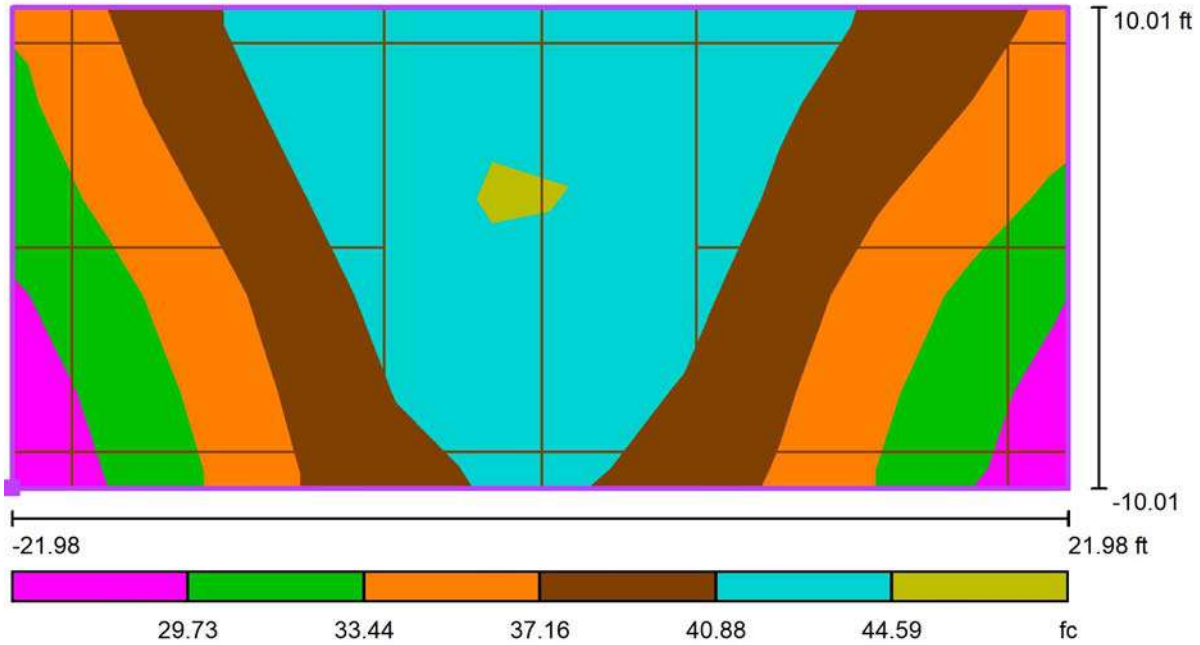
Grid: 11 x 5 Points

E_{av} [fc]	E_{min} [fc]	E_{max} [fc]	u0	E_{min} / E_{max}
39	29	45	0.74	0.63



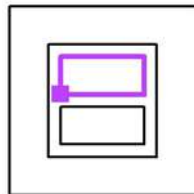
Operator
 Telephone
 Fax
 e-Mail

Exterior Scene 1 / PICKLE BALL 2 Calculation Grid (PA) / Greyscale (E, Perpendicular)



Scale 1 : 96

Position of surface in external scene:
 Marked point: (6.562 ft, 36.417 ft, 0.000 ft)



Grid: 11 x 5 Points

E_{av} [fc]
 39

E_{min} [fc]
 29

E_{max} [fc]
 45

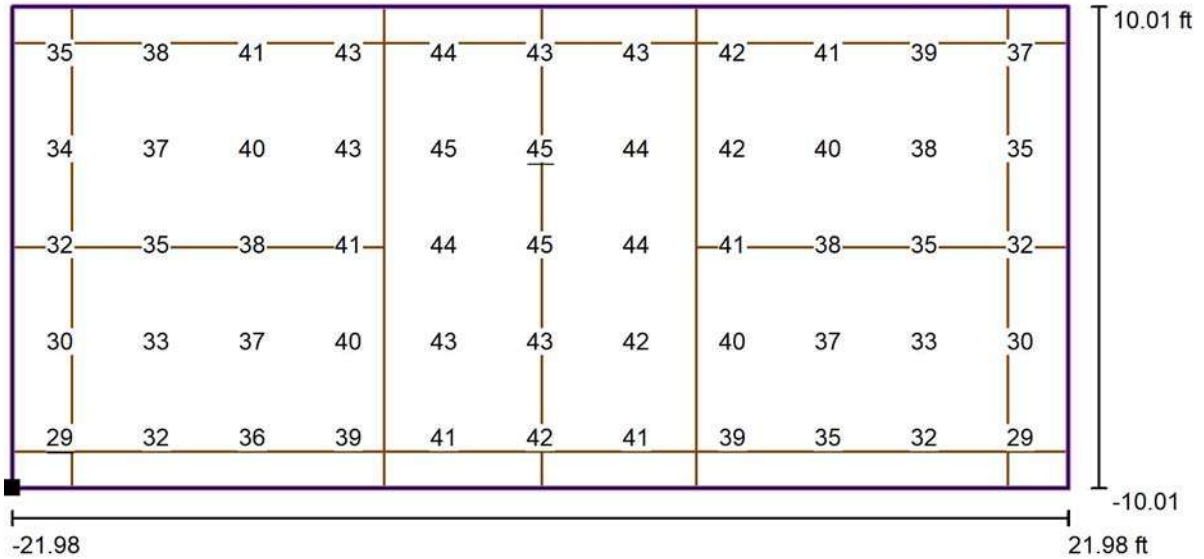
u_0
 0.74

E_{min} / E_{max}
 0.63



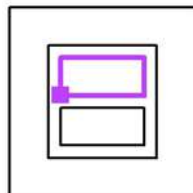
Operator
Telephone
Fax
e-Mail

Exterior Scene 1 / PICKLE BALL 2 Calculation Grid (PA) / Value Chart (E, Perpendicular)



Values in Footcandles, Scale 1 : 96

Position of surface in external scene:
Marked point: (6.562 ft, 36.417 ft, 0.000 ft)



Grid: 11 x 5 Points

E_{av} [fc]
39

E_{min} [fc]
29

E_{max} [fc]
45

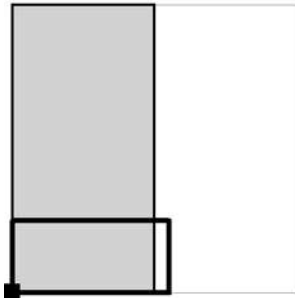
$u0$
0.74

E_{min} / E_{max}
0.63



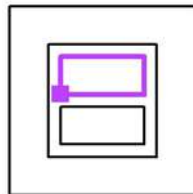
Operator
Telephone
Fax
e-Mail

Exterior Scene 1 / PICKLE BALL 2 Calculation Grid (PA) / Table (E, Perpendicular)



■ Current Selection
□ Further Selections

Position of surface in external scene:
Marked point: (6.562 ft, 36.417 ft, 0.000 ft)



18.012	35	38	41	43	44	43	43	42	41	39
14.009	34	37	40	43	<u>45</u>	<u>45</u>	44	42	40	38
10.006	32	35	38	41	44	<u>45</u>	44	41	38	35
6.004	30	33	37	40	43	43	42	40	37	33
2.001	<u>29</u>	32	36	39	41	42	41	39	35	32
ft	1.998	5.995	9.992	13.988	17.985	21.981	25.978	29.975	33.971	37.968

Attention: The coordinates refer to the image above. Values in Footcandles.

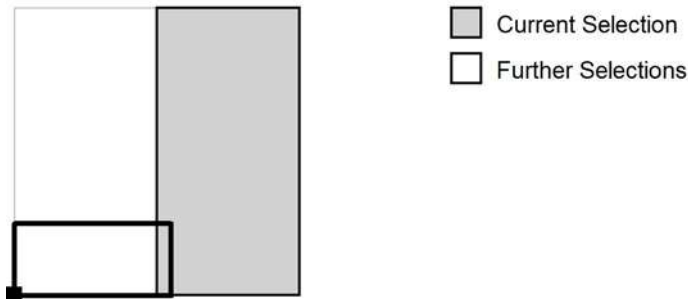
Grid: 11 x 5 Points

E_{av} [fc]	E_{min} [fc]	E_{max} [fc]	u0	E_{min} / E_{max}
39	29	45	0.74	0.63

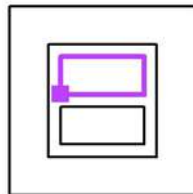


Operator
Telephone
Fax
e-Mail

Exterior Scene 1 / PICKLE BALL 2 Calculation Grid (PA) / Table (E, Perpendicular)



Position of surface in external scene:
Marked point: (6.562 ft, 36.417 ft,
0.000 ft)



18.012 37
14.009 35
10.006 32
6.004 30
2.001 29
ft 41.964

Attention: The coordinates refer to the image above. Values in Footcandles.

Grid: 11 x 5 Points

E_{av} [fc]	E_{min} [fc]	E_{max} [fc]	u0	E_{min} / E_{max}
39	29	45	0.74	0.63