

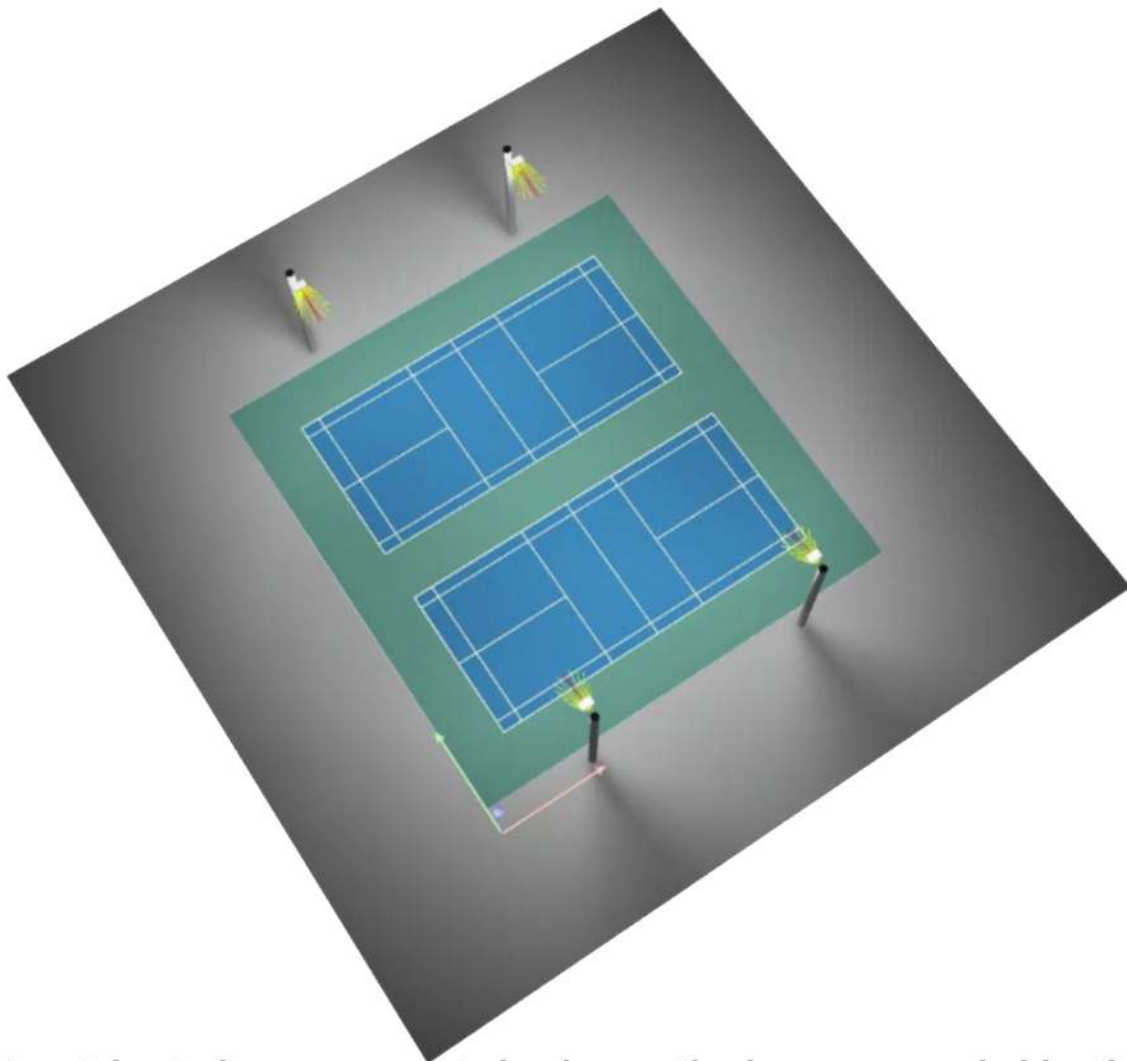
Twin Pickleball Court Lighting

Full Cut Off, 3000 Kelvin LED Lights

Dark Sky Compliant with 3000 Kelvin LEDs**

(4) 25' Poles - (4) APTA 480s

Average 33 Footcandles and 1.41 Max/Min Rate



This photometric study was generated using methods recommended by the Illuminating Engineering Society of North America (IESNA). The calculations in this report are based on data provided by a third party. The accuracy of this report is dependent on the accuracy of the data provided. End user environment and application including but not limited to voltage variation and dirt accumulation can cause actual photometric performance to differ from the performance calculated using the data provided. This report is provided without warranty as to accuracy, completeness, reliability or otherwise. In no event will Access Fixtures be responsible for any loss resulting from use of this report.

****Dark Sky requirements may vary. 3000 Kelvin is a typical standard. 2200 Kelvin may be required. Check your local lighting ordinances. 3000 Kelvin LEDs will result in approximately 6% reduction in footcandles.**



Operator
Telephone
Fax
e-Mail

Table of contents

Twin Pickleball Courts	
Project Cover	1
Table of contents	2
Luminaire parts list	3
AF88X-PAD480-T4VS-50K-3535F-V2	
Luminaire Data Sheet	4
Exterior Scene 1	
Planning data	5
Luminaires (layout plan)	6
Luminaires (coordinates list)	7
3D Rendering	8
False Colour Rendering	9
Exterior Surfaces	
PICKLE BALL 1 Calculation Grid (PA)	
Summary	10
Isolines (E, Perpendicular)	11
Greyscale (E, Perpendicular)	12
Value Chart (E, Perpendicular)	13
Table (E, Perpendicular)	14
PICKLE BALL 2 Calculation Grid (PA)	
Summary	16
Isolines (E, Perpendicular)	17
Greyscale (E, Perpendicular)	18
Value Chart (E, Perpendicular)	19
Table (E, Perpendicular)	20

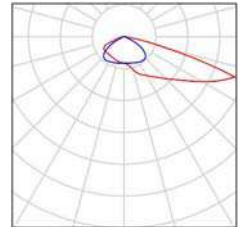


Operator
Telephone
Fax
e-Mail

Twin Pickleball Courts / Luminaire parts list

4 Pieces AF88X-PAD480-T4VS-50K-3535F-V2
Article No.:
Luminous flux (Luminaire): 63639 lm
Luminous flux (Lamps): 63636 lm
Luminaire Wattage: 461.8 W
Luminaire classification according to CIE: 100
CIE flux code: 32 69 96 100 100
Fitting: 1 x 5000K 3535F-V2 (Correction Factor
1.000).

See our luminaire
catalog for an image of
the luminaire.



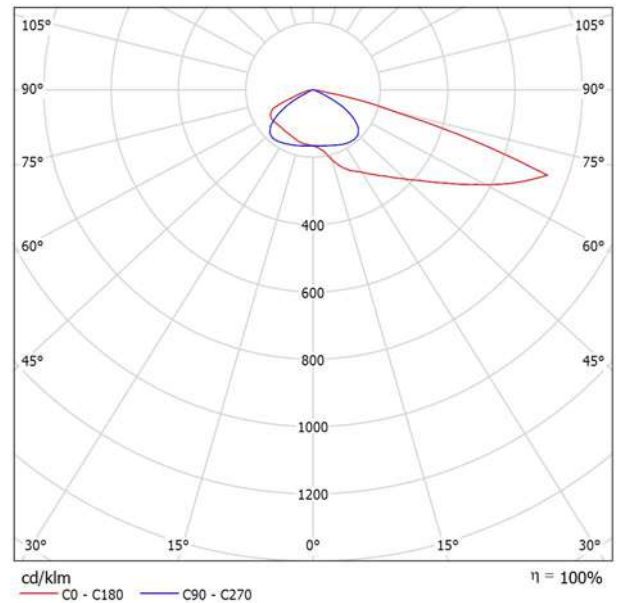


Operator
Telephone
Fax
e-Mail

AF88X-PAD480-T4VS-50K-3535F-V2 / Luminaire Data Sheet

Luminous emittance 1:

See our luminaire catalog for an image of the luminaire.



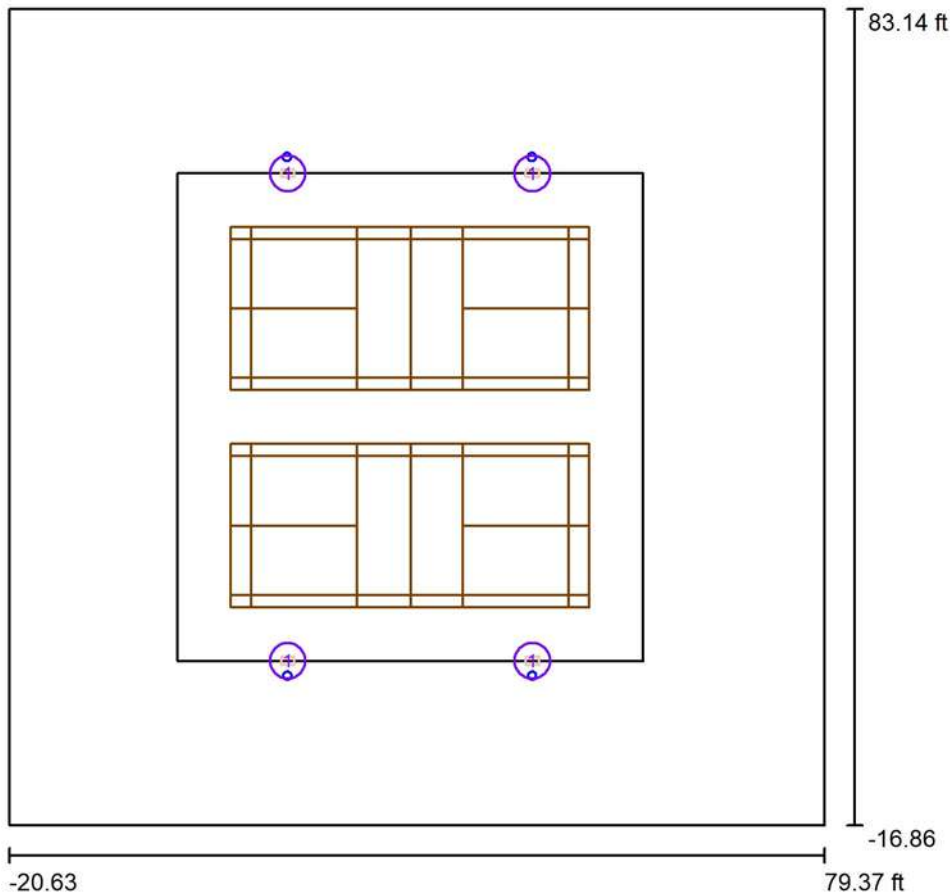
Luminaire classification according to CIE: 100
CIE flux code: 32 69 96 100 100

Due to missing symmetry properties, no UGR table can be displayed for this luminaire.



Operator
Telephone
Fax
e-Mail

Exterior Scene 1 / Planning data



Maintenance factor: 0.90, ULR (Upward Light Ratio): 0.0%

Scale 1:283

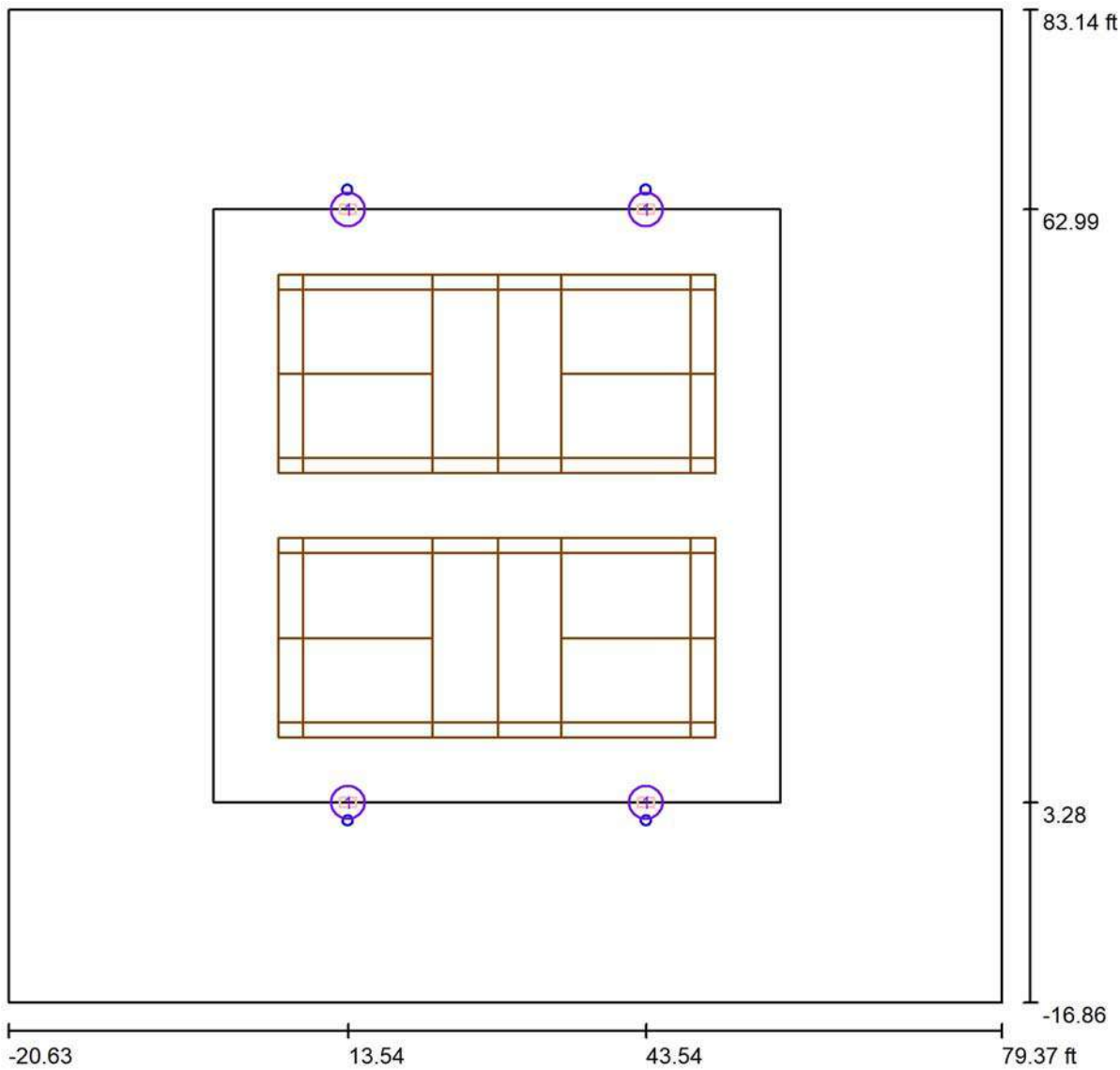
Luminaire Parts List

No.	Pieces	Designation (Correction Factor)	Φ (Luminaire) [lm]	Φ (Lamps) [lm]	P [W]
1	4	AF88X-PAD480-T4VS-50K-3535F-V2 (1.000)	63639	63636	461.8
Total:			254556	254544	1847.4



Operator
Telephone
Fax
e-Mail

Exterior Scene 1 / Luminaires (layout plan)



Scale 1 : 218

Luminaire Parts List

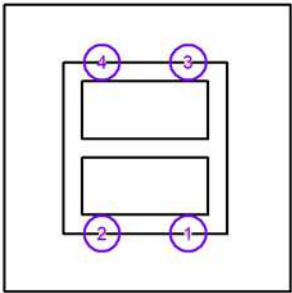
No.	Pieces	Designation
1	4	AF88X-PAD480-T4VS-50K-3535F-V2



Operator
Telephone
Fax
e-Mail

Exterior Scene 1 / Luminaires (coordinates list)

AF88X-PAD480-T4VS-50K-3535F-V2
63639 lm, 461.8 W, 1 x 1 x 5000K 3535F-V2 (Correction Factor 1.000).

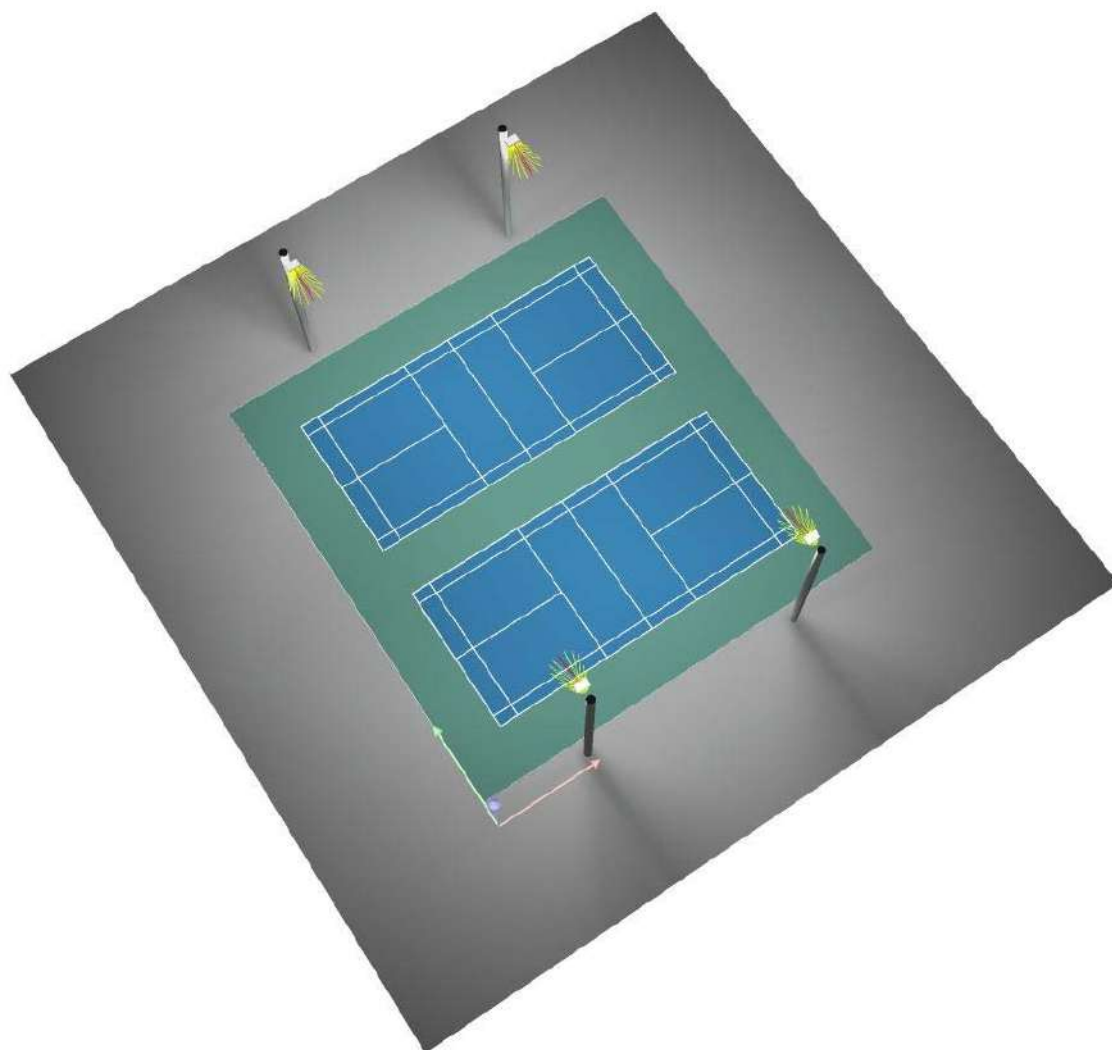


No.	Position [ft]			Rotation [°]		
	X	Y	Z	X	Y	Z
1	43.543	3.281	25.000	0.0	0.0	90.0
2	13.543	3.281	25.000	0.0	0.0	90.0
3	43.543	62.991	25.000	0.0	0.0	-90.0
4	13.543	62.991	25.000	0.0	0.0	-90.0



Operator
Telephone
Fax
e-Mail

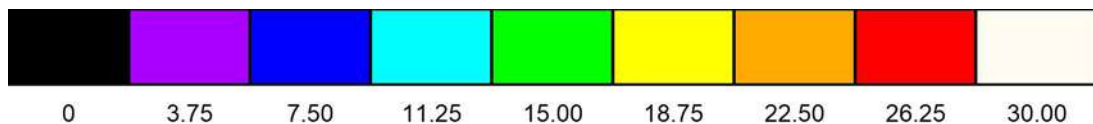
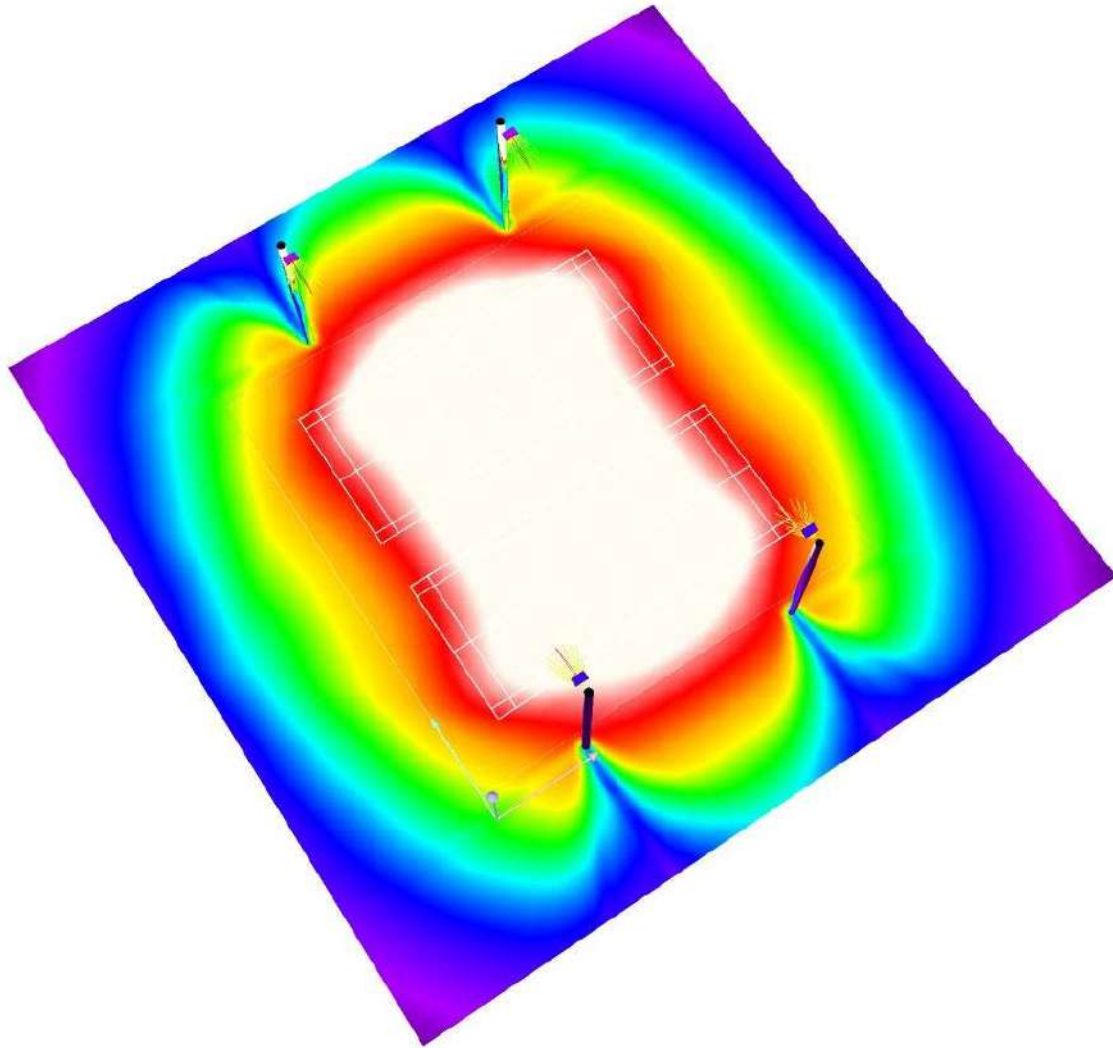
Exterior Scene 1 / 3D Rendering





Operator
Telephone
Fax
e-Mail

Exterior Scene 1 / False Colour Rendering

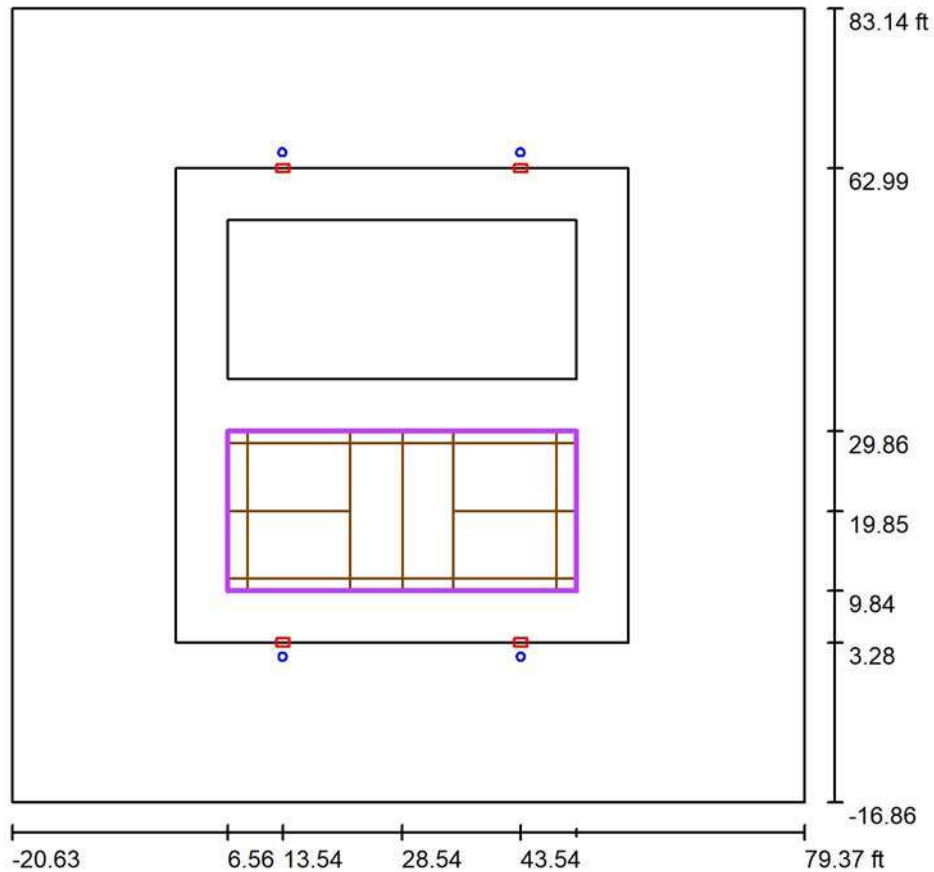


fc



Operator
Telephone
Fax
e-Mail

Exterior Scene 1 / PICKLE BALL 1 Calculation Grid (PA) / Summary



Scale 1 : 291

Position: (28.543 ft, 19.849 ft, 0.000 ft)
Size: (43.963 ft, 20.013 ft)
Rotation: (0.0°, 0.0°, 0.0°)
Type: Normal, Grid: 11 x 5 Points
Belongs to the following sport arena: PICKLE BALL 1

Results overview

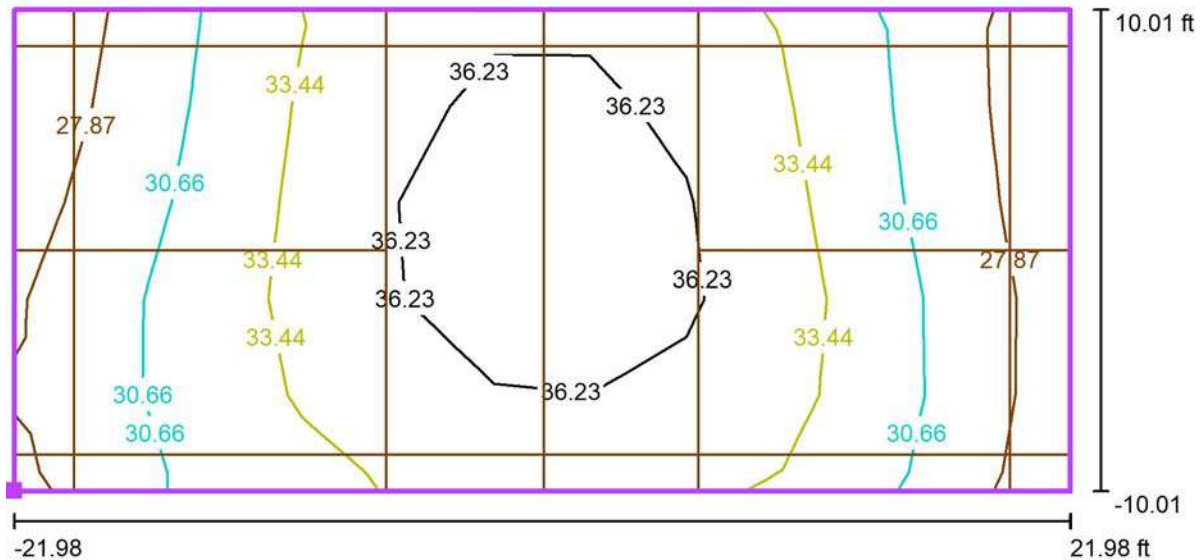
No.	Type	E_{av} [fc]	E_{min} [fc]	E_{max} [fc]	u0	E_{min} / E_{max}	$E_{h\ m} / E_m$	H [ft]	Camera
1	perpendicular	33	27	38	0.81	0.70	/	0.000	/

$E_{h\ m} / E_m$ = Relationship between middle horizontal and vertical illuminance, H = Measuring Height



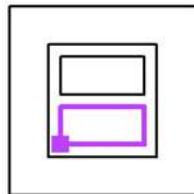
Operator
Telephone
Fax
e-Mail

Exterior Scene 1 / PICKLE BALL 1 Calculation Grid (PA) / Isolines (E, Perpendicular)



Values in Footcandles, Scale 1 : 96

Position of surface in external scene:
Marked point: (6.562 ft, 9.843 ft,
0.000 ft)



Grid: 11 x 5 Points

E_{av} [fc]
33

E_{min} [fc]
27

E_{max} [fc]
38

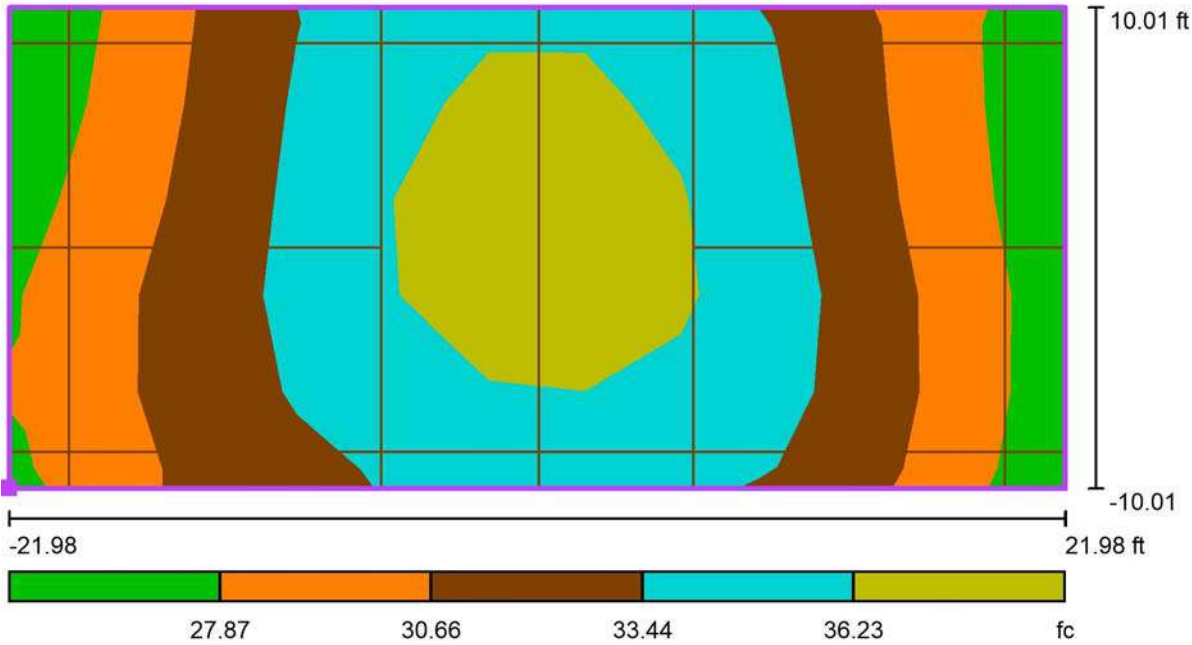
u_0
0.81

E_{min} / E_{max}
0.70



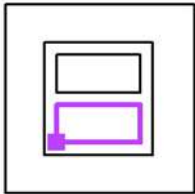
Operator
Telephone
Fax
e-Mail

Exterior Scene 1 / PICKLE BALL 1 Calculation Grid (PA) / Greyscale (E, Perpendicular)



Scale 1 : 96

Position of surface in external scene:
Marked point: (6.562 ft, 9.843 ft,
0.000 ft)



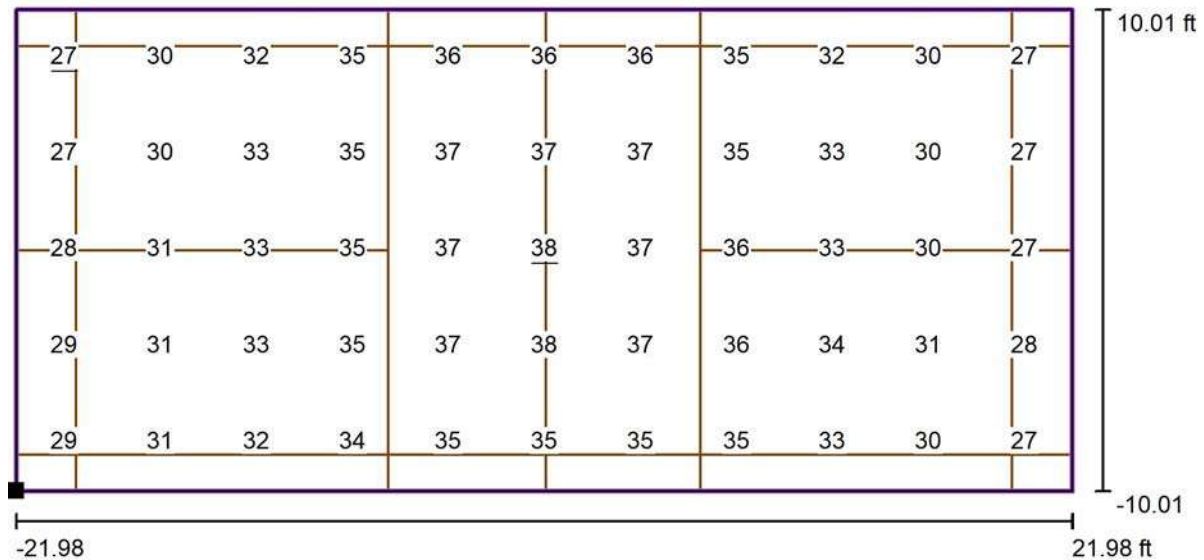
Grid: 11 x 5 Points

E_{av} [fc]	E_{min} [fc]	E_{max} [fc]	$u0$	E_{min} / E_{max}
33	27	38	0.81	0.70



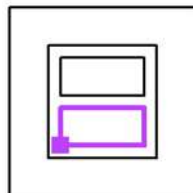
Operator
Telephone
Fax
e-Mail

Exterior Scene 1 / PICKLE BALL 1 Calculation Grid (PA) / Value Chart (E, Perpendicular)



Values in Footcandles, Scale 1 : 96

Position of surface in external scene:
Marked point: (6.562 ft, 9.843 ft,
0.000 ft)



Grid: 11 x 5 Points

E_{av} [fc]
33

E_{min} [fc]
27

E_{max} [fc]
38

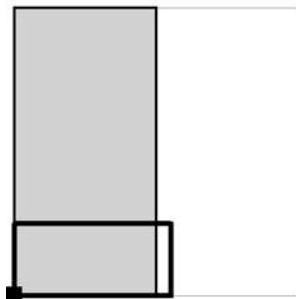
u_0
0.81

E_{min} / E_{max}
0.70



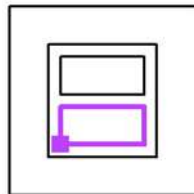
Operator
Telephone
Fax
e-Mail

Exterior Scene 1 / PICKLE BALL 1 Calculation Grid (PA) / Table (E, Perpendicular)



Current Selection
Further Selections

Position of surface in external scene:
Marked point: (6.562 ft, 9.843 ft,
0.000 ft)



18.012	<u>27</u>	30	32	35	36	36	36	35	32	30
14.009	<u>27</u>	30	33	35	37	37	37	35	33	30
10.006	28	31	33	35	37	<u>38</u>	37	36	33	30
6.004	29	31	33	35	37	<u>38</u>	37	36	34	31
2.001	29	31	32	34	35	35	35	35	33	30
ft	1.998	5.995	9.992	13.988	17.985	21.981	25.978	29.975	33.971	37.968

Attention: The coordinates refer to the image above. Values in Footcandles.

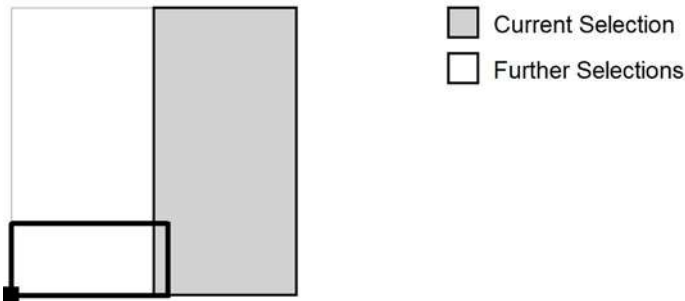
Grid: 11 x 5 Points

E_{av} [fc]	E_{min} [fc]	E_{max} [fc]	u_0	E_{min} / E_{max}
33	27	38	0.81	0.70

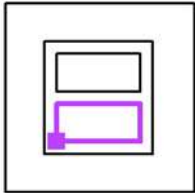


Operator
Telephone
Fax
e-Mail

Exterior Scene 1 / PICKLE BALL 1 Calculation Grid (PA) / Table (E, Perpendicular)



Position of surface in external scene:
Marked point: (6.562 ft, 9.843 ft,
0.000 ft)



18.012 27
14.009 27
10.006 27
6.004 28
2.001 27
ft 41.964

Attention: The coordinates refer to the image above. Values in Footcandles.

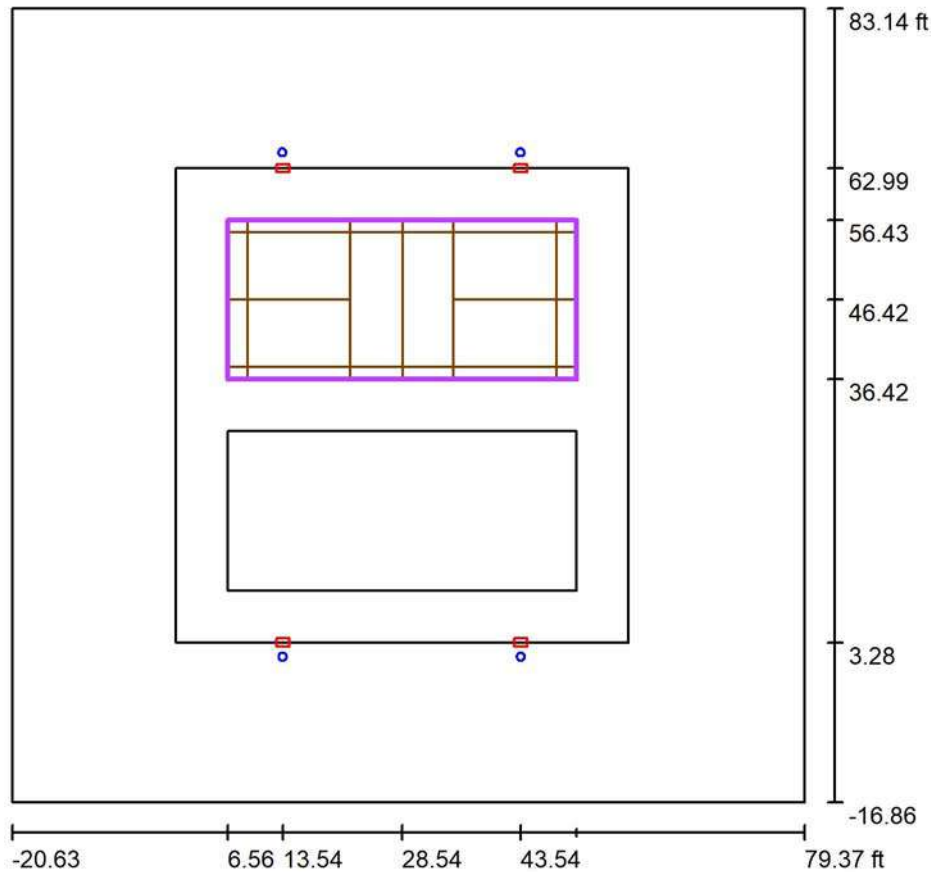
Grid: 11 x 5 Points

E_{av} [fc]	E_{min} [fc]	E_{max} [fc]	$u0$	E_{min} / E_{max}
33	27	38	0.81	0.70



Operator
Telephone
Fax
e-Mail

Exterior Scene 1 / PICKLE BALL 2 Calculation Grid (PA) / Summary



Scale 1 : 291

Position: (28.543 ft, 46.423 ft, 0.000 ft)
Size: (43.963 ft, 20.013 ft)
Rotation: (0.0°, 0.0°, 0.0°)
Type: Normal, Grid: 11 x 5 Points
Belongs to the following sport arena: PICKLE BALL 2

Results overview

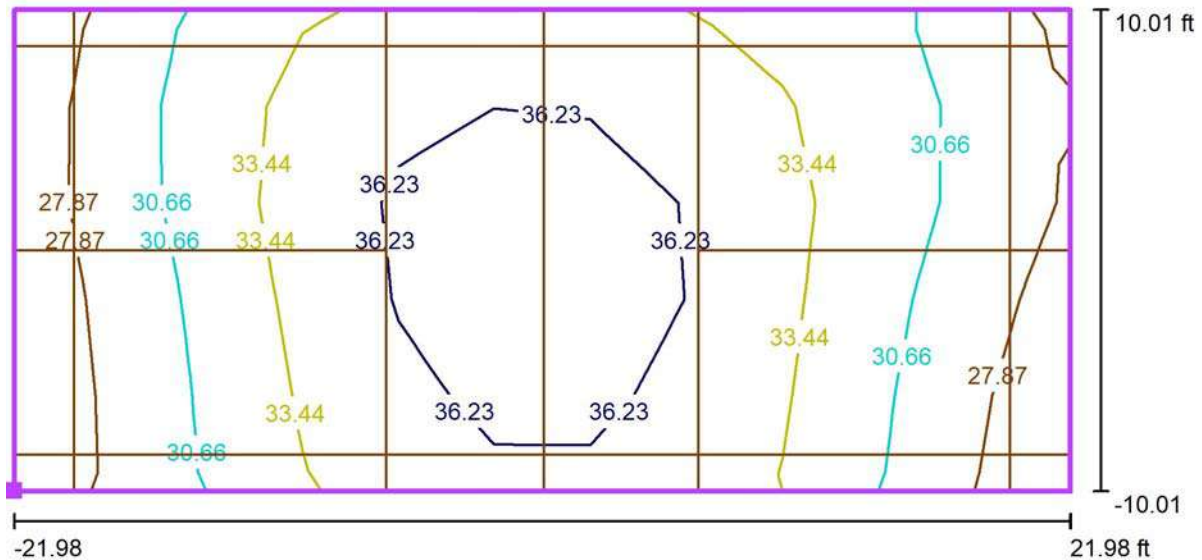
No.	Type	E_{av} [fc]	E_{min} [fc]	E_{max} [fc]	u0	E_{min} / E_{max}	$E_{h\ m} / E_m$	H [ft]	Camera
1	perpendicular	33	27	38	0.81	0.70	/	0.000	/

$E_{h\ m} / E_m$ = Relationship between middle horizontal and vertical illuminance, H = Measuring Height



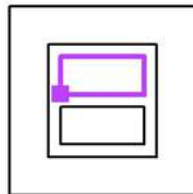
Operator
Telephone
Fax
e-Mail

Exterior Scene 1 / PICKLE BALL 2 Calculation Grid (PA) / Isolines (E, Perpendicular)



Values in Footcandles, Scale 1 : 96

Position of surface in external scene:
Marked point: (6.562 ft, 36.417 ft,
0.000 ft)



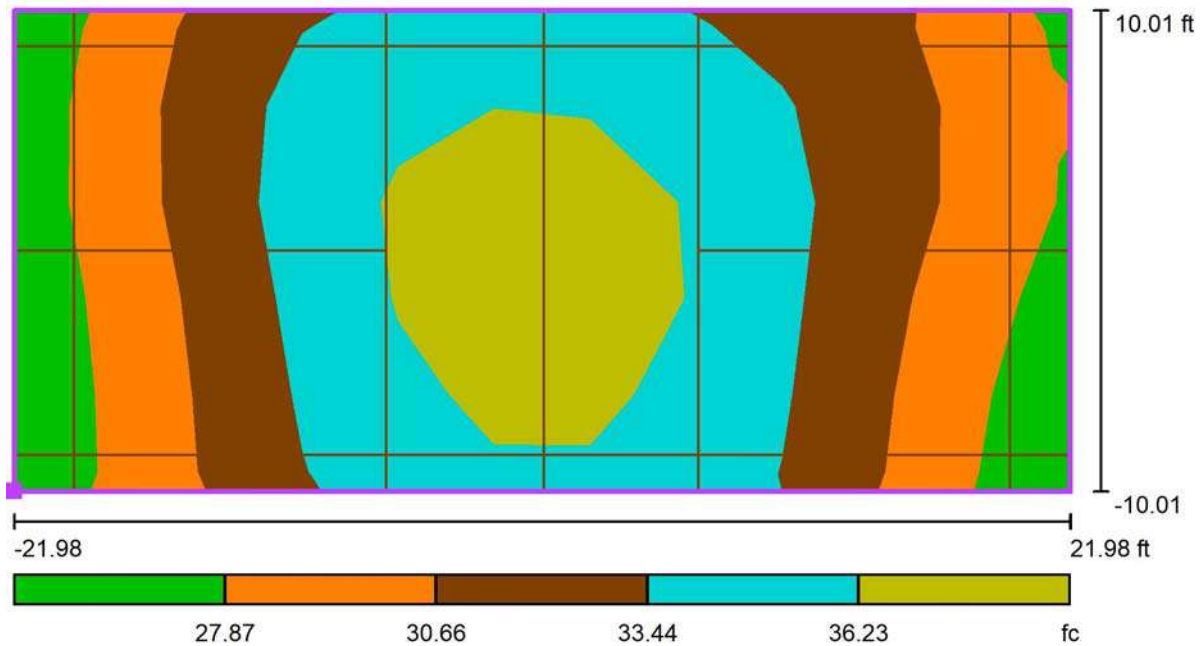
Grid: 11 x 5 Points

E_{av} [fc]	E_{min} [fc]	E_{max} [fc]	$u0$	E_{min} / E_{max}
33	27	38	0.81	0.70



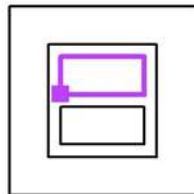
Operator
Telephone
Fax
e-Mail

Exterior Scene 1 / PICKLE BALL 2 Calculation Grid (PA) / Greyscale (E, Perpendicular)



Scale 1 : 96

Position of surface in external scene:
Marked point: (6.562 ft, 36.417 ft,
0.000 ft)



Grid: 11 x 5 Points

E_{av} [fc]
33

E_{min} [fc]
27

E_{max} [fc]
38

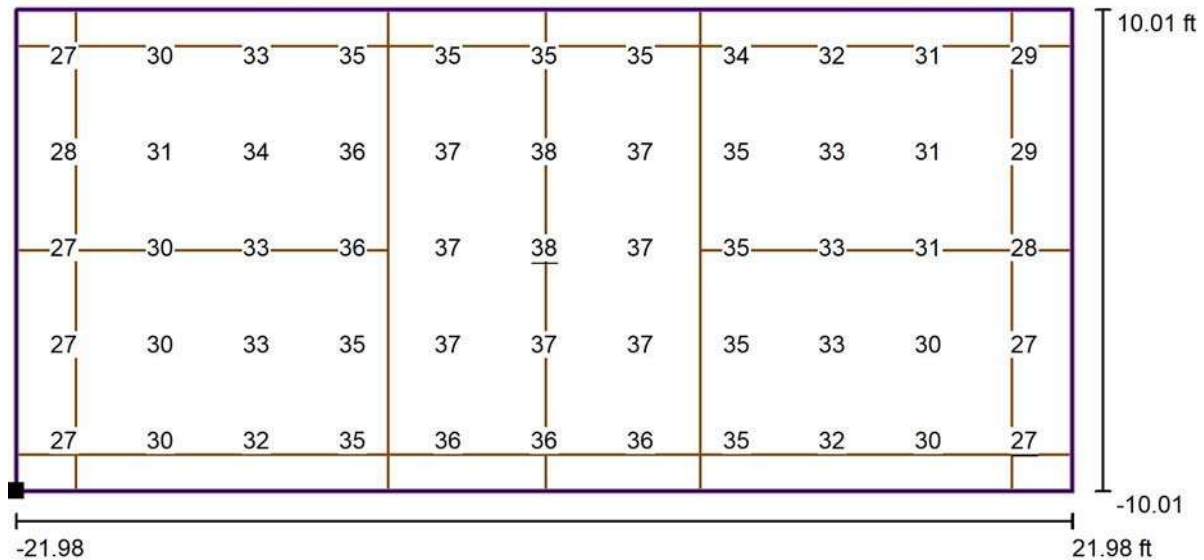
u_0
0.81

E_{min} / E_{max}
0.70



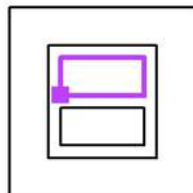
Operator
Telephone
Fax
e-Mail

Exterior Scene 1 / PICKLE BALL 2 Calculation Grid (PA) / Value Chart (E, Perpendicular)



Values in Footcandles, Scale 1 : 96

Position of surface in external scene:
Marked point: (6.562 ft, 36.417 ft,
0.000 ft)



Grid: 11 x 5 Points

E_{av} [fc]
33

E_{min} [fc]
27

E_{max} [fc]
38

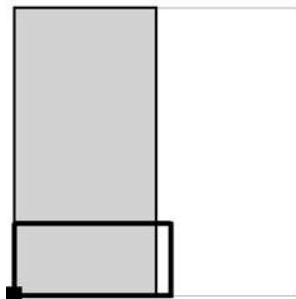
u_0
0.81

E_{min} / E_{max}
0.70



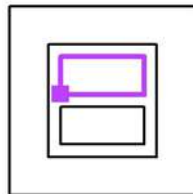
Operator
Telephone
Fax
e-Mail

Exterior Scene 1 / PICKLE BALL 2 Calculation Grid (PA) / Table (E, Perpendicular)



☒ Current Selection
☐ Further Selections

Position of surface in external scene:
Marked point: (6.562 ft, 36.417 ft,
0.000 ft)



18.012	<u>27</u>	30	33	35	35	35	35	34	32	31
14.009	28	31	34	36	37	<u>38</u>	37	35	33	31
10.006	<u>27</u>	30	33	36	37	<u>38</u>	37	35	33	31
6.004	<u>27</u>	30	33	35	37	37	37	35	33	30
2.001	<u>27</u>	30	32	35	36	36	36	35	32	30
ft	1.998	5.995	9.992	13.988	17.985	21.981	25.978	29.975	33.971	37.968

Attention: The coordinates refer to the image above. Values in Footcandles.

Grid: 11 x 5 Points

E_{av} [fc]
33

E_{min} [fc]
27

E_{max} [fc]
38

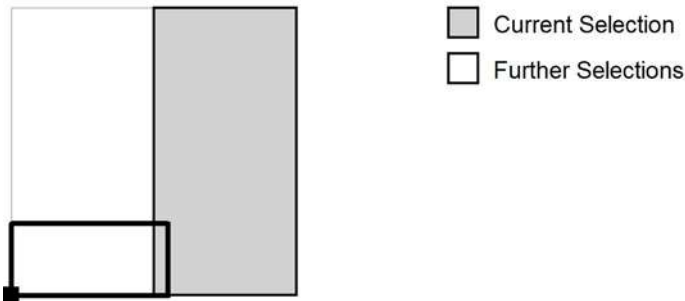
u_0
0.81

E_{min} / E_{max}
0.70

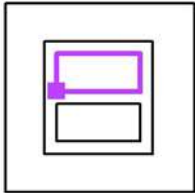


Operator
Telephone
Fax
e-Mail

Exterior Scene 1 / PICKLE BALL 2 Calculation Grid (PA) / Table (E, Perpendicular)



Position of surface in external scene:
Marked point: (6.562 ft, 36.417 ft,
0.000 ft)



18.012 29
14.009 29
10.006 28
6.004 27
2.001 27
ft 41.964

Attention: The coordinates refer to the image above. Values in Footcandles.

Grid: 11 x 5 Points

E_{av} [fc]	E_{min} [fc]	E_{max} [fc]	$u0$	E_{min} / E_{max}
33	27	38	0.81	0.70