

SPEC SHEET

SOKU

SOLAR LED WALL PACK




AccessFixtures.com

1 Battery Life: Powerful lithium battery with a lifespan exceeding 2000 cycles.

2 Premium Build: The SOKU 1w is IP66 rated against water jets, IK10 rated against severe impact, and has a marine-grade finish for maximum life and durability.



3 Built-in Bluetooth Mesh: The SOKU 1w fixture can perform fast automatic error reporting via a dedicated Bluetooth app.

highlights



**Monocrystalline
>21%**

Bracket



**Durable
High-Quality
PC Material**

Switch



PH: 800-468-9925
Sales@AccessFixtures.com
AccessFixtures.com



AccessFixtures
High-Performance Lighting Solutions



AccessFixtures

High-Performance Lighting Solutions

SOKU SPECIFICATIONS

Model #	SKU #	Power	PV Type	Solar Panel	Lithium Battery	Lumens	CCT	Sensor	Beam Angle	IP Rating
AVS-STR-300 4000K	790110	1W	Mono	4.32V	5AH-3.7V	150x2 LM	4000K	Ray Sensor	120°	IP66

LUMINOUS FLUX

150 LUMENS

Solar Panel	◀	
Voltage / Power		4.32V / 1W
Li-ion Battery	◀	
Capacity / Voltage / Power		5AH / 3.7V/ 18.5W
Charging / Discharging Tem		0~45°C/ -20~60°C
LED	◀	
Luminous Flux		150 x 2 LM
LED Package / Quantity		Osram 3030 / 11Pc
Color Temperature(CCT)		4000K
PERFORMANCE	◀	
Rainy Days Back		>10 Days
Default Lighting Mode		100%5H+20% Till Dawn
Networking Type		Bluebooth Mesh
Core Technology		ALS 2.5 / TCS 3.0
IP/IK/Anti-Corrosion		IP66 / IK10 / C4H
Button Switch		ON/OFF: Long Press 1.5s; Reset: Long press 6S
DIMENSIONS	◀	
Carton Size (Inner Box)		7.55 x 5.66 x 6.57

PH: 800-468-9925

Sales@AccessFixtures.com

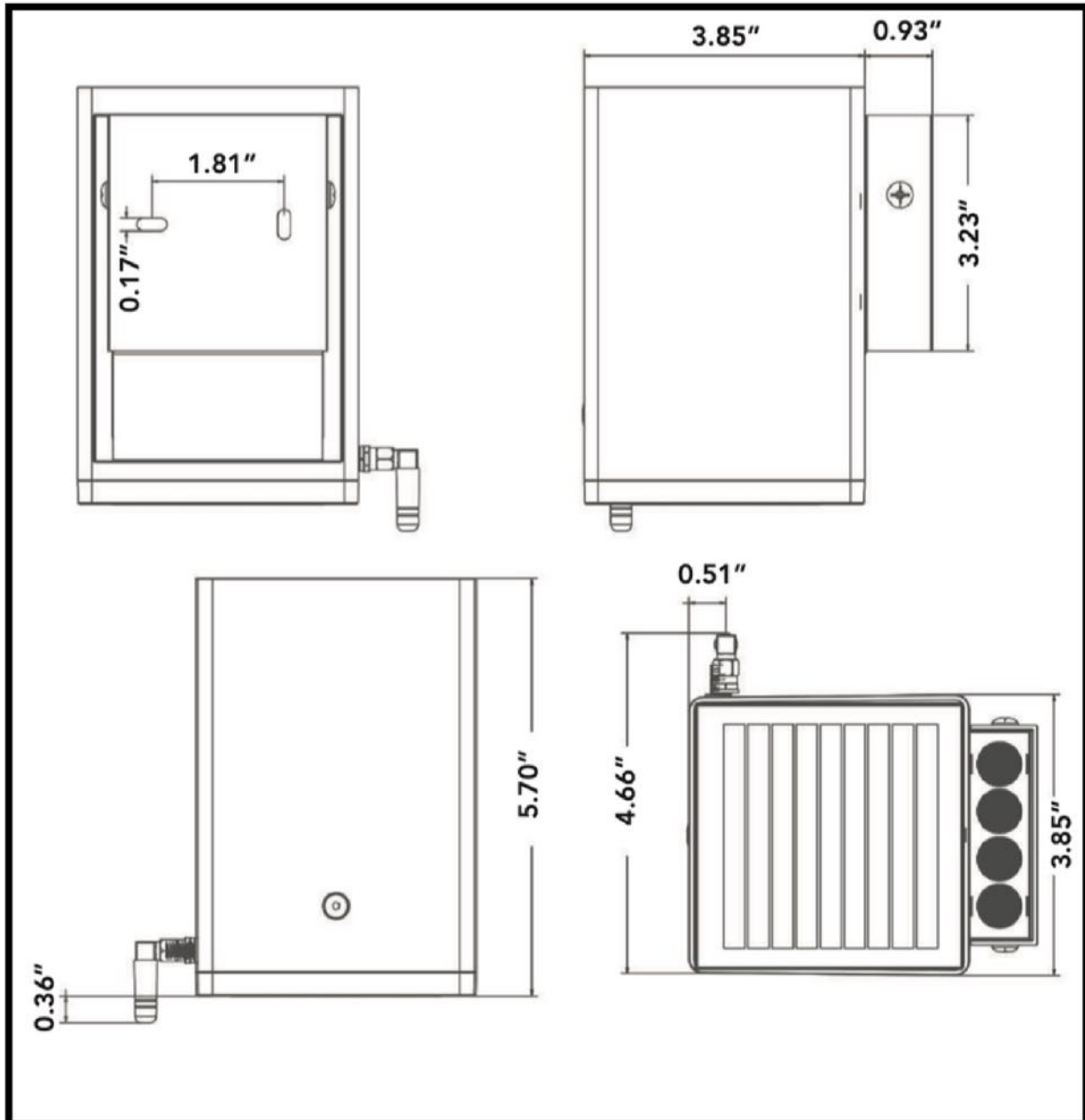
AccessFixtures.com



AccessFixtures

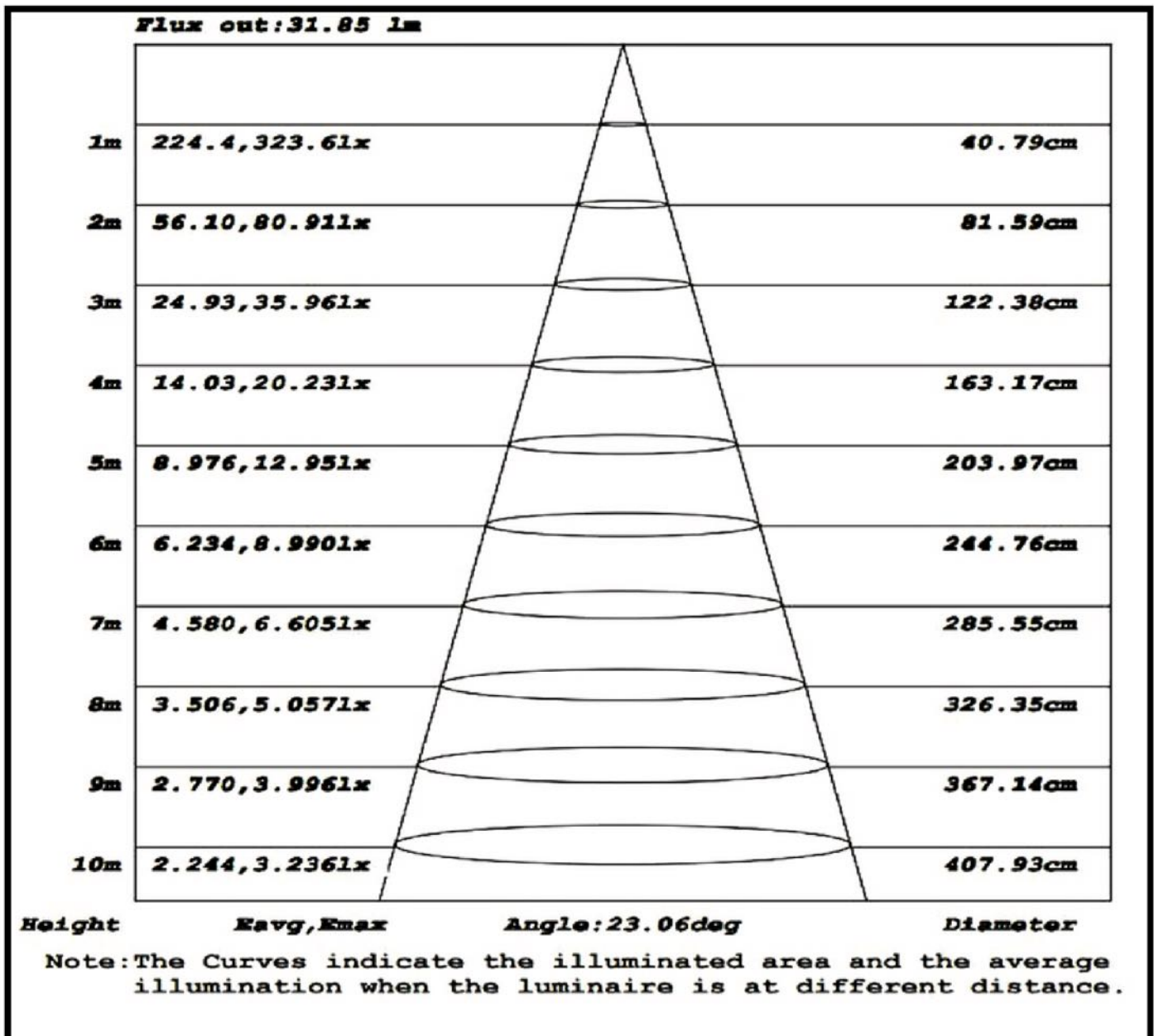
High-Performance Lighting Solutions

DIMENSIONS





SIMULATED DIAGRAM

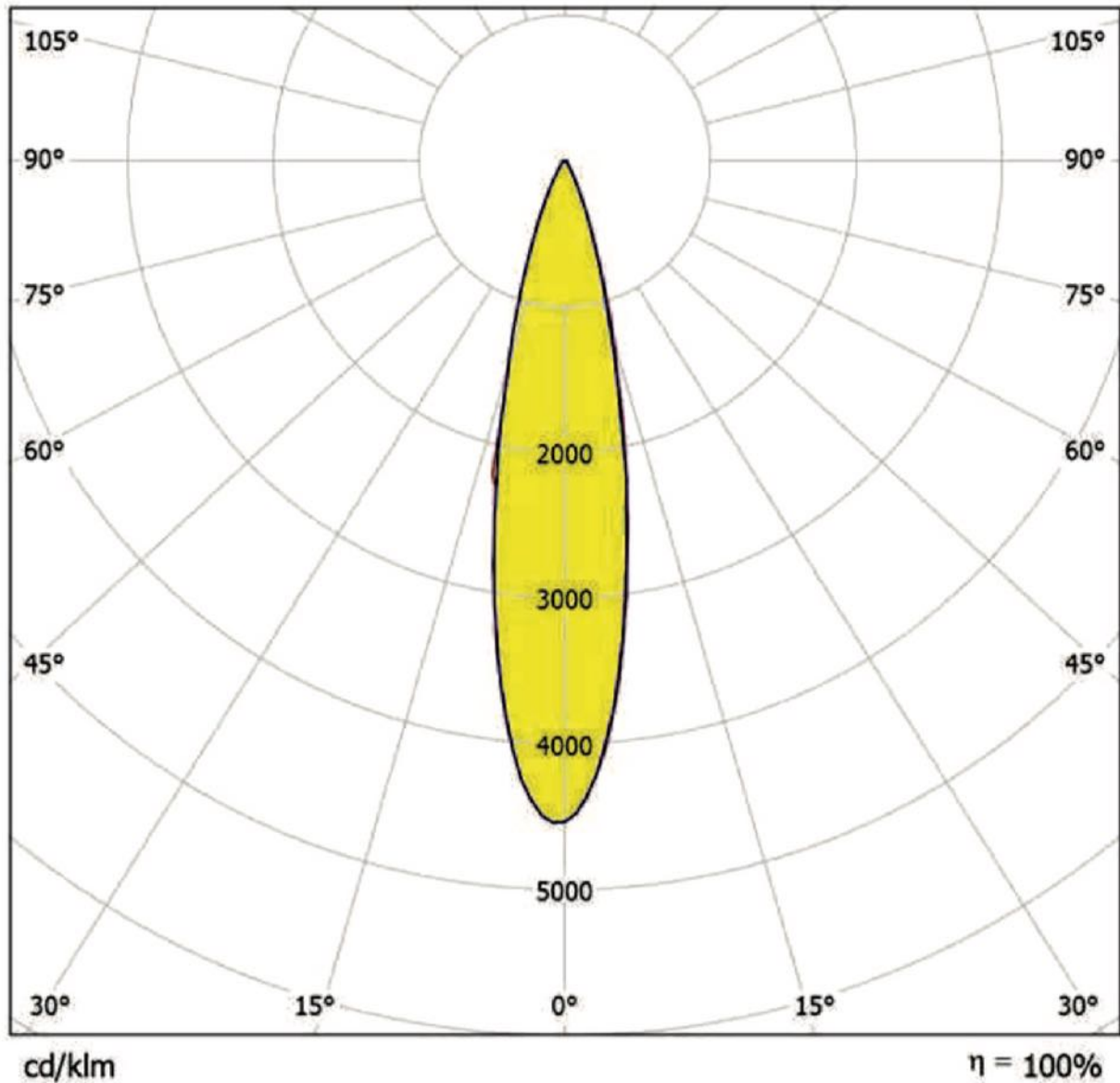




AccessFixtures

High-Performance Lighting Solutions

LUMINAIRE DISTRIBUTION



PH: 800-468-9925

Sales@AccessFixtures.com

AccessFixtures.com



AccessFixtures

High-Performance Lighting Solutions