



Operator Jonathan
Telephone
Fax
e-Mail

Table of contents

AFL-Bocce Court Lighting ZM-2019-000836

Project Cover	1
Table of contents	2
Luminaire parts list	3
FLB280-T4M1 280W	
Luminaire Data Sheet	4
Exterior Scene 1	
Planning data	5
Luminaires (layout plan)	6
Luminaires (coordinates list)	7
Calculation surfaces (results overview)	8
3D Rendering	9
False Color Rendering	10
Exterior Surfaces	
Calculation Surface 1	
Isolines (E, Perpendicular)	11
Value Chart (E, Perpendicular)	12

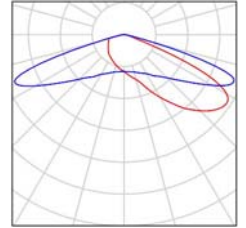


Operator Jonathan
Telephone
Fax
e-Mail

AFL-Bocce Court Lighting ZM-2019-000836 / Luminaire parts list

2 Pieces FLB280-T4M1 280W
Article No.:
Luminous flux (Luminaire): 34393 lm
Luminous flux (Lamps): 34692 lm
Luminaire Wattage: 271.0 W
Luminaire classification according to CIE: 100
CIE flux code: 23 60 96 100 99
Fitting: 1 x NICHIA 3535 5000K D340 (Correction
Factor 1.000).

See our luminaire
catalog for an image of
the luminaire.



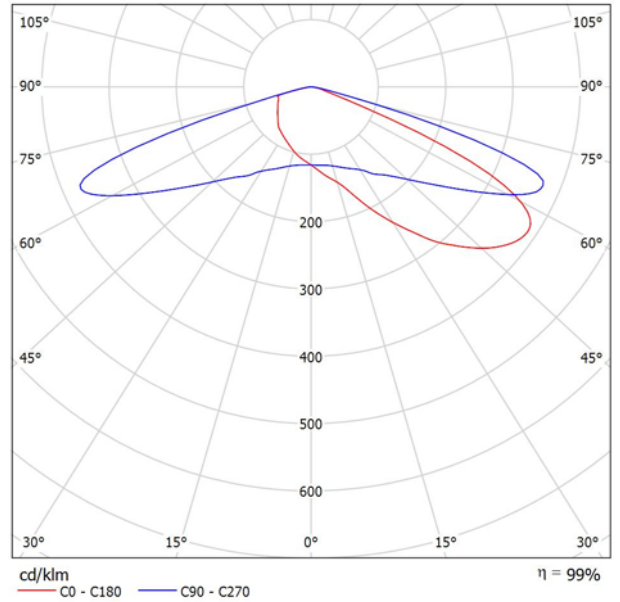


Operator Jonathan
Telephone
Fax
e-Mail

FLB280-T4M1 280W / Luminaire Data Sheet

Luminous emittance 1:

See our luminaire catalog for an image of the luminaire.



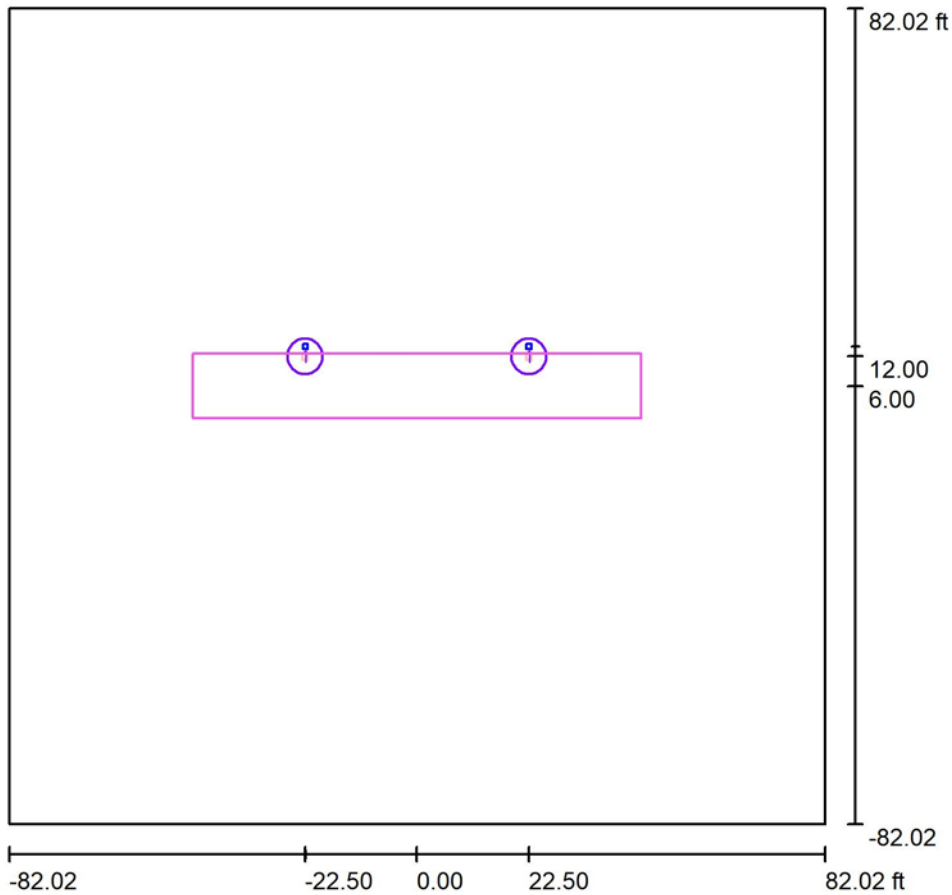
Luminaire classification according to CIE: 100
CIE flux code: 23 60 96 100 99

Due to missing symmetry properties, no UGR table can be displayed for this luminaire.



Operator Jonathan
 Telephone
 Fax
 e-Mail

Exterior Scene 1 / Planning data



Light loss factor: 0.80, ULR (Upward Light Ratio): 0.0%

Scale 1:464

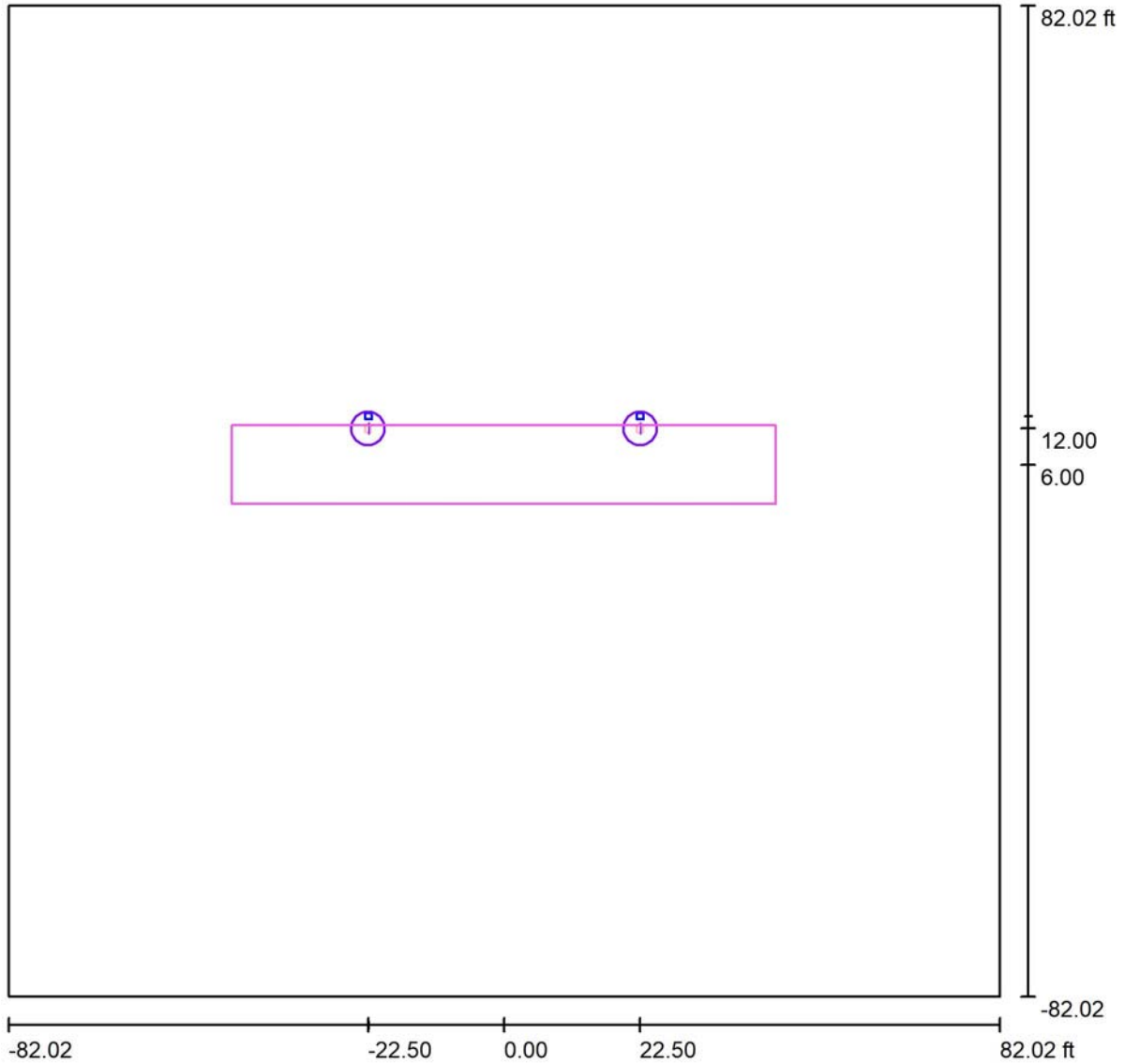
Luminaire Parts List

No.	Pieces	Designation (Correction Factor)	Φ (Luminaire) [lm]	Φ (Lamps) [lm]	P [W]
1	2	FLB280-T4M1 280W (1.000)	34393	34692	271.0
Total:			68787	69384	542.0



Operator Jonathan
 Telephone
 Fax
 e-Mail

Exterior Scene 1 / Luminaires (layout plan)



Scale 1 : 358

Luminaire Parts List

No.	Pieces	Designation
1	2	FLB280-T4M1 280W

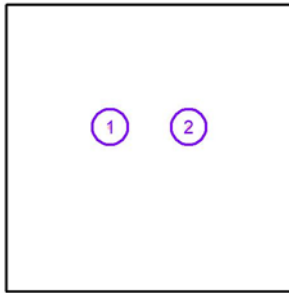


Operator Jonathan
 Telephone
 Fax
 e-Mail

Exterior Scene 1 / Luminaires (coordinates list)

FLB280-T4M1 280W

34393 lm, 271.0 W, 1 x 1 x NICHIA 3535 5000K D340 (Correction Factor 1.000).

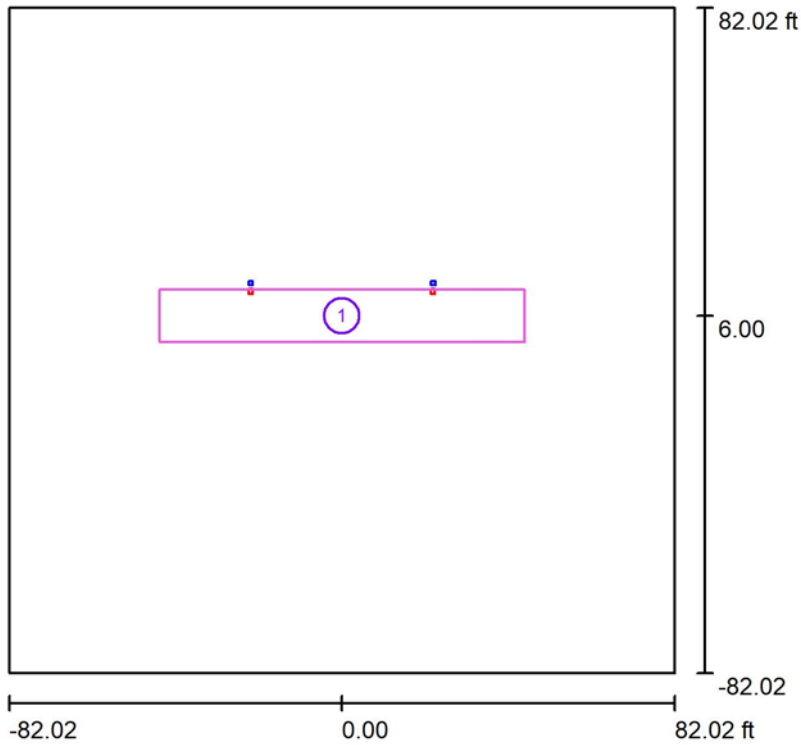


No.	Position [ft]			Rotation [°]		
	X	Y	Z	X	Y	Z
1	-22.500	12.000	20.000	0.0	0.0	-90.0
2	22.500	12.000	20.000	0.0	0.0	-90.0



Operator Jonathan
 Telephone
 Fax
 e-Mail

Exterior Scene 1 / Calculation surfaces (results overview)



Scale 1 : 569


Calculation Surface List

No.	Designation	Type	Grid	E_{av} [fc]	E_{min} [fc]	E_{max} [fc]	u0	E_{min} / E_{max}
1	Calculation Surface 1	perpendicular	128 x 32	10	4.62	13	0.457	0.356



Operator Jonathan
Telephone
Fax
e-Mail

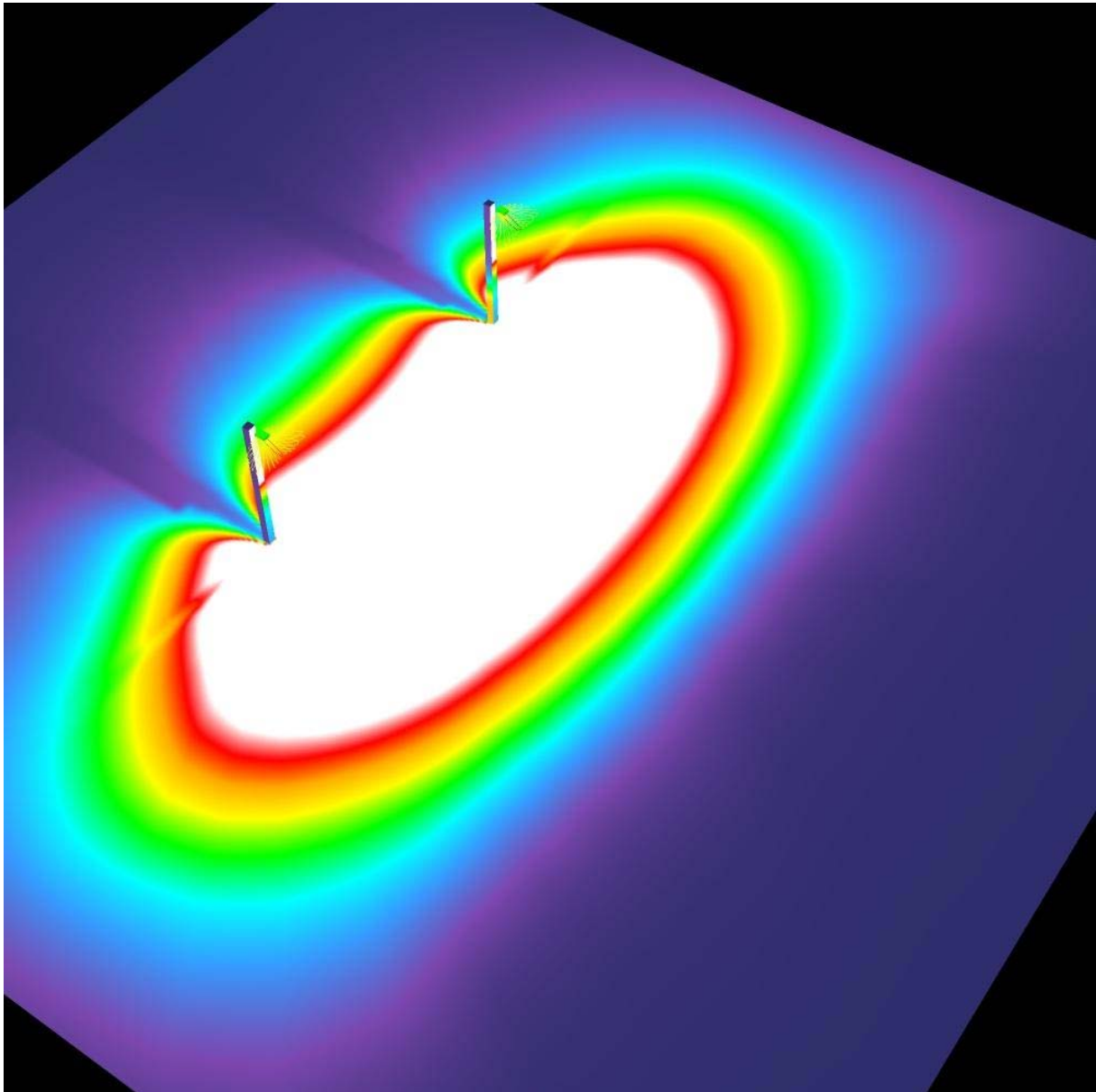
Exterior Scene 1 / 3D Rendering





Operator Jonathan
Telephone
Fax
e-Mail

Exterior Scene 1 / False Color Rendering

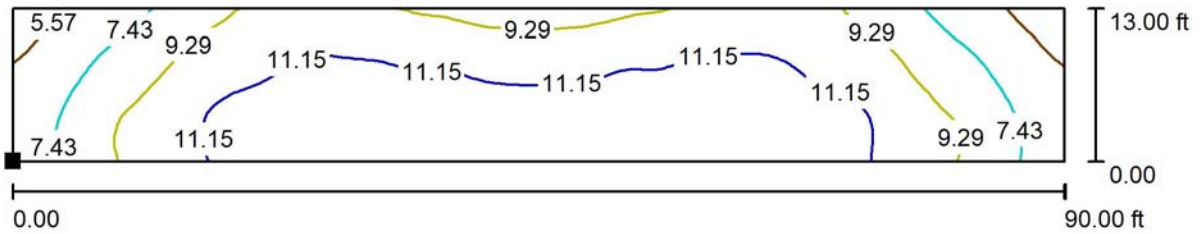


0 0.81 1.63 2.44 3.25 4.06 4.88 5.69 6.50 fc



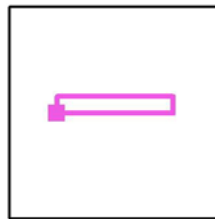
Operator Jonathan
 Telephone
 Fax
 e-Mail

Exterior Scene 1 / Calculation Surface 1 / Isolines (E, Perpendicular)



Values in Footcandles, Scale 1 : 197

Position of surface in external scene:
 Marked point:
 (-45.000 ft, -0.500 ft, 0.000 ft)



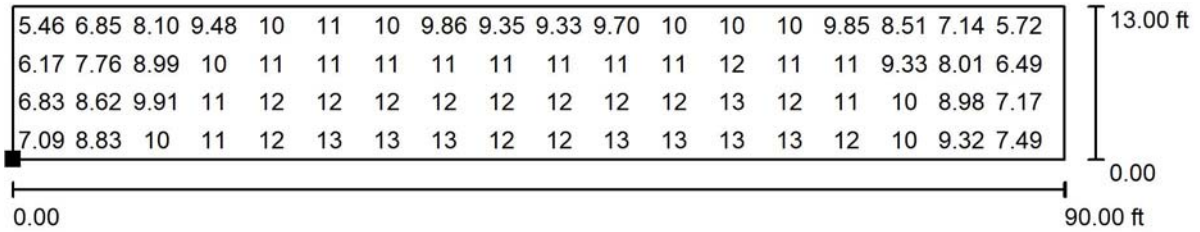
Grid: 128 x 32 Points

E_{av} [fc]	E_{min} [fc]	E_{max} [fc]	u0	E_{min} / E_{max}
10	4.62	13	0.457	0.356



Operator Jonathan
 Telephone
 Fax
 e-Mail

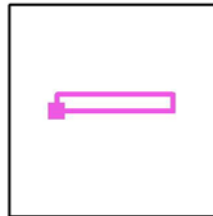
Exterior Scene 1 / Calculation Surface 1 / Value Chart (E, Perpendicular)



Values in Footcandles, Scale 1 : 197

Not all calculated values could be displayed.

Position of surface in external scene:
 Marked point:
 (-45.000 ft, -0.500 ft, 0.000 ft)



Grid: 128 x 32 Points

E_{av} [fc]	E_{min} [fc]	E_{max} [fc]	u0	E_{min} / E_{max}
10	4.62	13	0.457	0.356