CUDL 42 Mounted at 15’
Emits > 1fc 48’ Across and 25’ Out

This photometric report will be generated using methods recommended by the Illuminating Engineering Society of North America (IESNA). The calculations in this report will be based on data provided by a third party. The accuracy of this photometric report is dependent on the accuracy of the data provided. End user environment and application including, but not limited to voltage variation and dirt accumulation can cause actual photometric performance to differ from the performance calculated using the data provided. This report will be provided without warranty as to accuracy, completeness, reliability, or otherwise. In no event will Access Fixtures be responsible for any loss resulting from any use of this report.

AccessFixtures.com 800.468.9925 Sales@AccessFixtures.com

Operator
Telephone
Fax
e-Mail

Table of contents

CUDL 42 15’
- Project Cover 1
- Table of contents 2
- Luminaire parts list 3
- **Access Fixtures CUDL AF33XWPC44QD1X37U4KC** CUDL AF33XWPC44, ONE 37...**
  - Luminaire Data Sheet 4
- **CUDL 42 15’**
  - Planning data 5
  - Luminaires (layout plan) 6
  - 3D Rendering 7
  - False Color Rendering 8
  - **Exterior Surfaces**
    - **Calculation Surface**
      - Isolines (E, Perpendicular) 9
      - Greyscale (E, Perpendicular) 10
      - Value Chart (E, Perpendicular) 11

Operator
Telephone
Fax
e-Mail

CUDL 42 15’ / Luminaire parts list

1 Pieces	Access Fixtures CUDL AF33XWPC44QD1X37U4KC** CUDL AF33XWPC44, ONE 37W LED ARRAY, TYPE IV OPTICS, CLEAR LENS Article No.: CUDL AF33XWPC44QD1X37U4KC** Luminous flux (Luminaire): 4454 lm Luminous flux (Lamps): 4454 lm Luminaire Wattage: 42.0 W Luminaire classification according to CIE: 100 CIE flux code: 26 69 97 100 100 Fitting: 1 x 120-277V 50/60HZ 37W 4000K (Correction Factor 1.000).	See our luminaire catalog for an image of the luminaire.	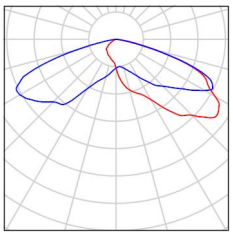

Operator
Telephone
Fax
e-Mail

Access Fixtures CUDL AF33XWPC44QD1X37U4KC** CUDL AF33XWPC44, ONE 37W LED ARRAY, TYPE IV OPTICS, CLEAR LENS / Luminaire Data Sheet

See our luminaire catalog for an image of the luminaire.

Luminous emittance 1:

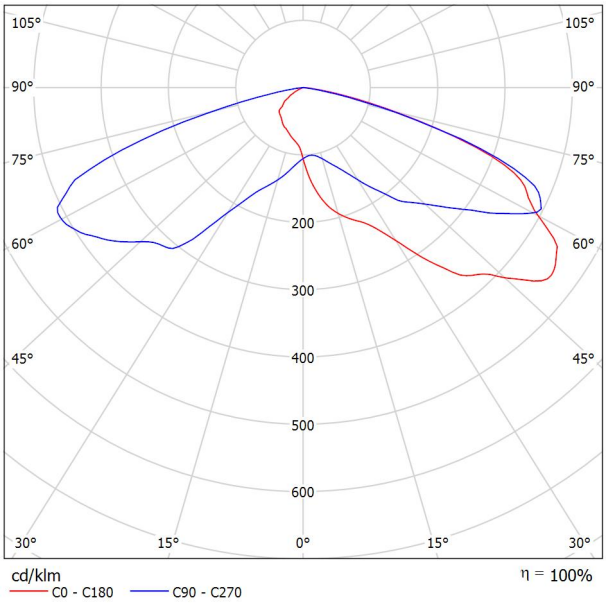

Luminaire classification according to CIE: 100
CIE flux code: 26 69 97 100 100

Due to missing symmetry properties, no UGR table can be displayed for this luminaire.

Operator
Telephone
Fax
e-Mail

CUDL 42 15' / Planning data

Light loss factor: 0.80, ULR (Upward Light Ratio): 0.0%

Scale 1:107

Luminaire Parts List

No.	Pieces	Designation (Correction Factor)	Φ (Luminaire) [lm]	Φ (Lamps) [lm]	P [W]
1	1	Access Fixtures CUDL AF33XWPC44QD1X37U4KC** CUDL AF33XWPC44, ONE 37W LED ARRAY, TYPE IV OPTICS, CLEAR LENS (1.000)	4454	4454	42.0
		Total:	4454	Total: 4454	42.0

Operator
Telephone
Fax
e-Mail

CUDL 42 15' / Luminaires (layout plan)

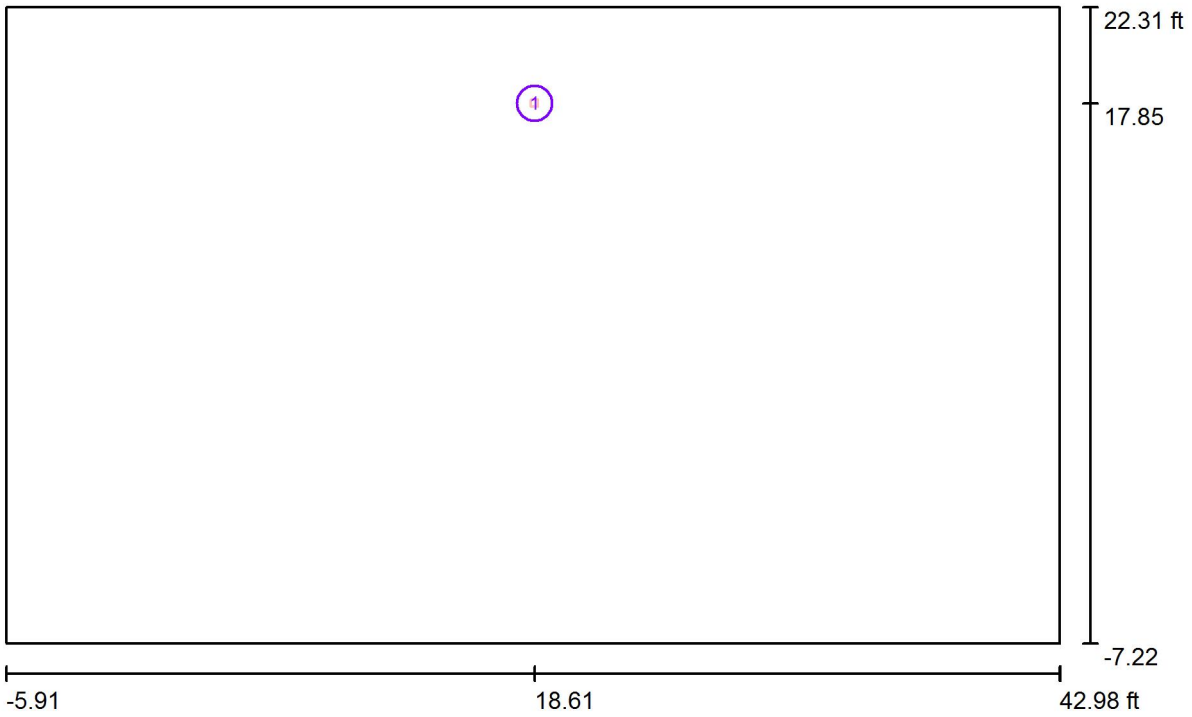

Scale 1 : 107

Luminaire Parts List

No.	Pieces	Designation
1	1	Access Fixtures CUDL AF33XWPC44QD1X37U4KC** CUDL AF33XWPC44, ONE 37W LED ARRAY, TYPE IV OPTICS, CLEAR LENS

Operator
Telephone
Fax
e-Mail

CUDL 42 15’ / 3D Rendering

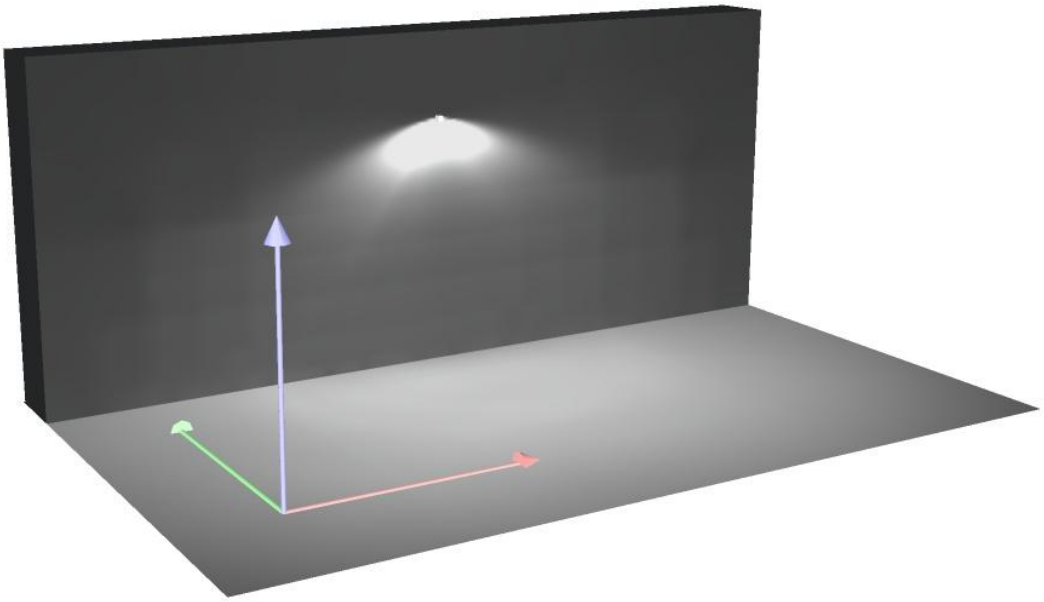

Operator
Telephone
Fax
e-Mail

CUDL 42 15’ / False Color Rendering

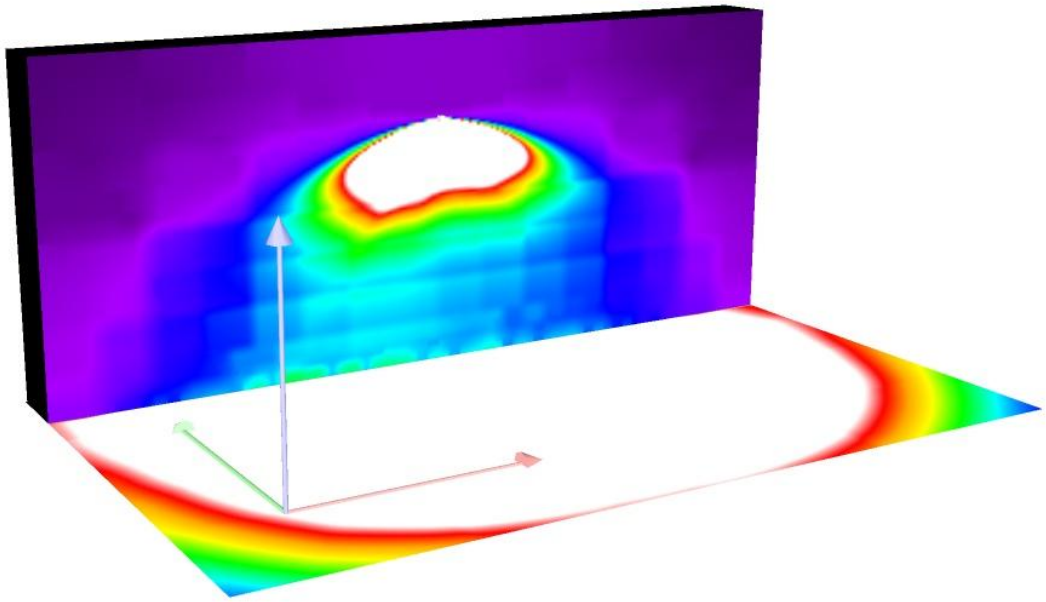



0 0.13 0.25 0.38 0.50 0.63 0.75 0.88 1.00 fc

Operator
Telephone
Fax
e-Mail

CUDL 42 15' / Calculation Surface / Isolines (E, Perpendicular)

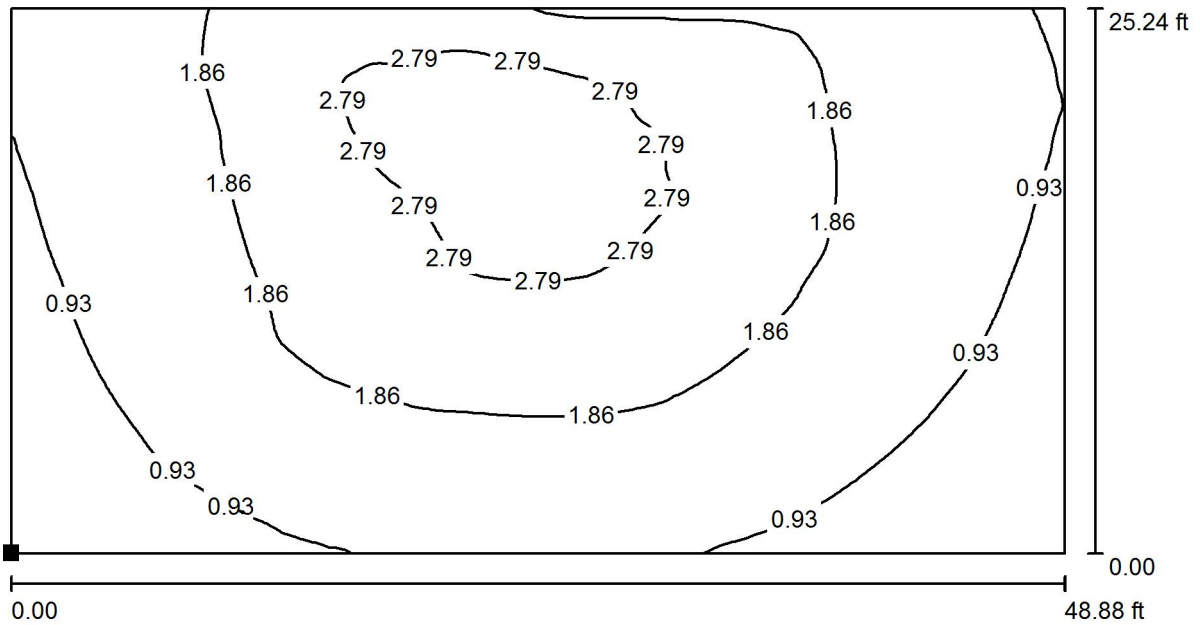

Values in Footcandles, Scale 1 : 107

Position of surface in external scene:
Marked point:
(-5.906 ft, -7.218 ft, 0.000 ft)



Grid: 256 x 256 Points

E_{av} [fc]	E_{min} [fc]	E_{max} [fc]	u0	E_{min} / E_{max}
1.67	0.28	3.09	0.166	0.089

Operator
Telephone
Fax
e-Mail

CUDL 42 15' / Calculation Surface / Greyscale (E, Perpendicular)

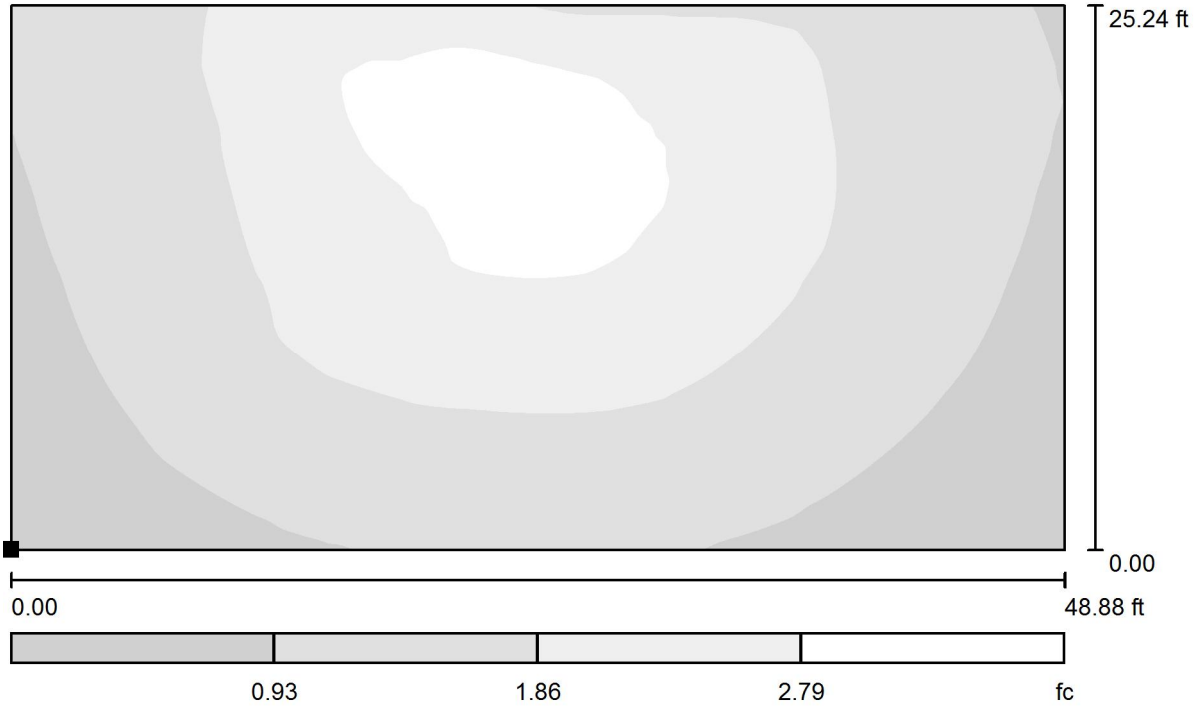

Scale 1 : 107

Position of surface in external scene:
Marked point:
(-5.906 ft, -7.218 ft, 0.000 ft)



Grid: 256 x 256 Points

E_{av} [fc]	E_{min} [fc]	E_{max} [fc]	u0	E_{min} / E_{max}
1.67	0.28	3.09	0.166	0.089

Operator
Telephone
Fax
e-Mail

CUDL 42 15' / Calculation Surface / Value Chart (E, Perpendicular)

1.04	1.28	1.59	1.90	2.38	2.55	2.49	2.55	2.41	2.22	2.14	2.05	1.98	1.87	1.59	1.35	1.15	1.00
1.05	1.29	1.58	1.92	2.44	2.68	2.84	2.94	2.92	2.78	2.66	2.46	2.30	2.11	1.70	1.43	1.21	1.03
1.04	1.27	1.55	1.85	2.37	2.69	2.97	3.04	3.08	2.96	2.83	2.66	2.45	2.23	1.75	1.46	1.23	1.04
1.01	1.24	1.49	1.78	2.26	2.68	2.92	2.98	2.99	2.90	2.84	2.73	2.57	2.24	1.78	1.48	1.24	1.03
0.98	1.21	1.46	1.75	2.17	2.64	2.78	2.95	2.88	2.86	2.84	2.77	2.62	2.26	1.81	1.50	1.24	1.01
0.93	1.18	1.43	1.70	2.05	2.47	2.69	2.82	2.94	2.87	2.84	2.73	2.55	2.17	1.79	1.50	1.22	0.97
0.89	1.13	1.41	1.67	1.98	2.33	2.62	2.78	2.90	2.89	2.82	2.62	2.43	2.09	1.75	1.47	1.18	0.93
0.84	1.08	1.36	1.65	1.88	2.18	2.42	2.65	2.69	2.70	2.58	2.41	2.20	1.94	1.67	1.40	1.12	0.88
0.79	1.03	1.30	1.60	1.83	2.07	2.26	2.41	2.43	2.42	2.34	2.21	2.05	1.82	1.58	1.34	1.06	0.83
0.73	0.95	1.22	1.49	1.75	1.93	2.07	2.17	2.21	2.21	2.15	2.03	1.87	1.70	1.44	1.21	0.97	0.74
0.67	0.87	1.12	1.38	1.61	1.79	1.88	1.97	2.01	2.02	1.99	1.88	1.73	1.54	1.31	1.09	0.87	0.67
0.60	0.79	1.01	1.23	1.43	1.58	1.62	1.69	1.74	1.75	1.72	1.64	1.52	1.37	1.16	0.97	0.77	0.59
0.53	0.71	0.90	1.07	1.23	1.37	1.42	1.45	1.49	1.50	1.49	1.43	1.33	1.20	1.02	0.84	0.66	0.51
0.45	0.60	0.75	0.88	1.03	1.13	1.20	1.20	1.21	1.23	1.23	1.18	1.11	1.00	0.85	0.70	0.54	0.42
0.38	0.51	0.63	0.75	0.85	0.95	1.00	1.02	1.03	1.04	1.04	1.00	0.94	0.85	0.72	0.58	0.46	0.35

25.24 ft

0.00

0.00

48.88 ft

Values in Footcandles, Scale 1 : 107

Not all calculated values could be displayed.

Position of surface in external scene:
Marked point:
(-5.906 ft, -7.218 ft, 0.000 ft)



Grid: 256 x 256 Points

E_{av} [fc]	E_{min} [fc]	E_{max} [fc]	u0	E_{min} / E_{max}
1.67	0.28	3.09	0.166	0.089