

# TEFA, CONA & LUVO Square Flat Bollards

**L70**  
25°C **147,000 Hours**



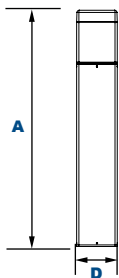
Type III & V Glass  
AF33XBOSFG3Q &  
AF33XBOSFG5Q



LED Cone Reflector  
AF33XBOSFRLQ



Square Louvers  
AF33XBOSFLSQ



### Dimensions

Length (D)	7" (177mm)
Height (A)	41 1/2" (1,051mm)

The LUVO, TEFA & CONA Bollards with choice of optics are designed to replace HID lighting systems up to 70w MH or HPS. These fixtures are ideal for retail centers, industrial parks, schools and universities, public transit and airports, office buildings and medical facilities.

### Specifications and Features:

#### Housing:

Extruded Aluminum Housing with Flush Mounting Base & Vandal-Resistant Screws, Flat Top, Internal Ballast Tray for Easy Maintenance. Bollards Can Be Cut to Custom Lengths Upon Request.

#### Listing & Ratings:

CSA: Listed for Wet Locations, ANSI/UL 1598, 8750  
IP65 Sealed LED Compartment.

#### Finish:

Textured Architectural Bronze or Black Powdercoat Finish Over a Chromate Conversion Coating. Custom Colors Available Upon Request.

#### Style:

Type III or V Clear Prismatic Borosilicate Glass Refractor, Specially Designed Aluminum Cone Reflector or Internal Louvers

#### Lens:

Clear Polycarbonate Vandal-Resistant Lens

#### Mounting Options:

Mounting Kit with 8" Anchor Bolts, Included.

#### LED:

Aluminum Boards

#### Wattage:

Array: 14.5w, System: 17w; (70w HID Equivalent)

#### Driver:

Electronic Driver, 120-277V, 50/60Hz or 347V, 50/60Hz; Less Than 20% THD and PF>0.90. Standard Internal Surge Protection 2kV. 0-10V Dimming Standard for a Dimming Range of 100% to 10%; Dimming Source Current is 150 Microamps.

#### Warranty:

5-Year Warranty for -40°C to +40°C Environment.

See Page 2 for Projected Lumen Maintenance Table.

### Order Information Example:

AF33XBOSFRLQF1X15U5KZ36SF

Model	Optics	Wattage	Driver	CCT	Color	Height	Options
AF33XBOSFG3Q=Square Flat Bollard with IES Type III Glass AF33XBOSFG5Q=Square Flat Bollard with IES Type V Glass AF33XBOSFRLQ=Square Flat Bollard with LED Cone Reflector AF33XBOSFLSQ=Square Flat Bollard with Square Louvers	C=Type III* F=Wide Beam Spread  *AF33XBOSFRLQ Only	1X15=15w	U=120-277V C=347V	3K=3000K 4K=4000K 5K=5000K	Z=Bronze B=Black C=Custom (Consult Factory)	(Leave Blank)= 42" Standard Height 36=36" Height 30=30" Height	SF=Single Fuse DF=Double Fuse SP=Surge Protection GF1=GFCI Outlet, 15A, 120V BU=Battery Backup, 90 Minutes

### Project Information:

Project Name: \_\_\_\_\_ Fixture Type: \_\_\_\_\_

Complete Catalog #: \_\_\_\_\_ Date: \_\_\_\_\_

Comments: \_\_\_\_\_

### Certification & Listings:

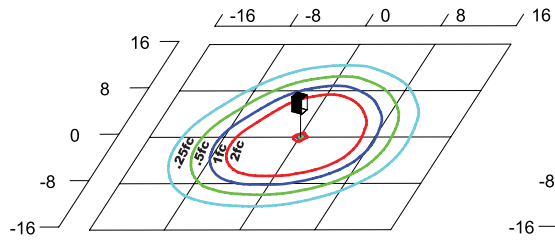


# AccessFixtures TEFA, CONA & LUVO Square Flat Bollards

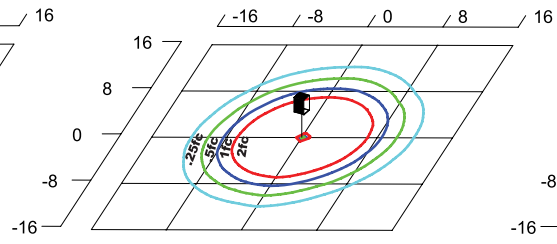
High-Performance Lighting Solutions

**L70**  
25°C **147,000 Hours**

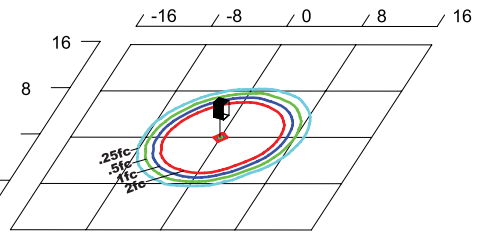
## Photometric Data



**AF33XBOSFG3QF1X15U5K** Type V Grid in feet, Mounting Height = 3.5 ft.



**AF33XBOSFG5QF1X15U5K** Type V Grid in feet, Mounting Height = 3.5 ft.



**AF33XBOSFRLQF1X15U5K** Type V Grid in feet, Mounting Height = 3.5 ft.

## Photometric Performance

LED Board Watts	Drive Current (mA)	Input Watts	Optics	5000 CCT 80 CRI					4000 CCT 80 CRI					3000 CCT 80 CRI				
				Lumens	LPW	B	U	G	Lumens	LPW	B	U	G	Lumens	LPW	B	U	G
15w	116	17	AF33XBOSFG3 Type III Glass	1,152	68	1	3	1	1,106	65	1	3	1	1,018	60	1	3	1
			AF33XBOSFG5 Type V Glass	1,125	66	1	3	1	1,080	64	1	3	1	905	53	1	3	1
			AF33XBOSFRL Cone Reflector	1,519	89	1	3	1	1,458	86	1	3	1	1,225	72	1	3	1
			AF33XBOSFRL Type III Optic	1,081	64	0	3	1	989	58	0	2	1	918	54	0	2	1

## Projected Lumen Maintenance

Data shown for 5000 CCT			Compare to MH			
TM-21-11	Input Watts	Initial	25,000 Hrs	50,000 Hrs	100,000 Hrs	Calculated L70@ 25°C
<b>L70 Lumen Maintenance @ 25°C / 77°F</b>	17	1.00	0.95	0.90	0.80	147,000
TM-21-11	Input Watts	Initial	25,000 Hrs	50,000 Hrs	100,000 Hrs	Calculated L70@ 50°C
<b>L70 Lumen Maintenance @ 50°C / 122°F</b>	17	1.00	0.89	0.78	0.55	67,000
TM-21-11	Input Watts	Initial	25,000 Hrs	50,000 Hrs	100,000 Hrs	Calculated L80@ 40°C
<b>L80 Lumen Maintenance @ 40°C / 104°F</b>	17	1.00	0.92	0.85	0.70	66,000

**NOTES:**  
 1. Projected per IESNA TM-21-11. Data references the extrapolated performance projections for the 116mA base model in a 25°C ambient, based on 10,000 hours of LED testing per IESNA LM-80-08.  
 2. Compare to MH box indicates suggested Light Loss Factor (LLF) to be used when comparing to Metal Halide (MH) systems.

Specifications subject to change without notice. Rev. 050718