

This fixture must be wired and installed in accordance with the **NATIONAL ELECTRICAL CODE** and all state and applicable local codes and ordinances. These codes and ordinances supersede any and all guidance contained herein. Installation should be performed only by a licensed and bonded electrician.

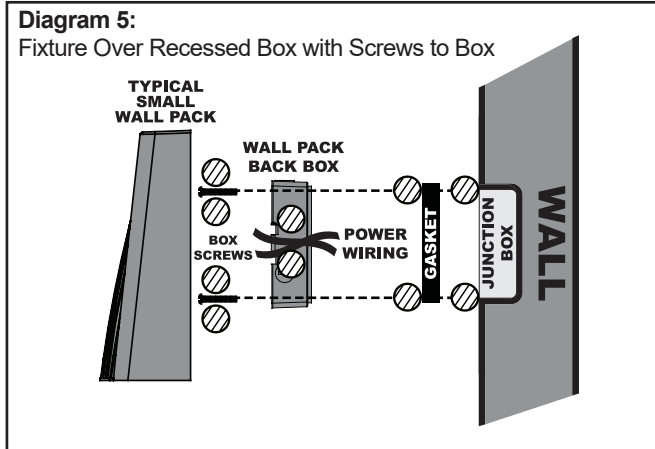
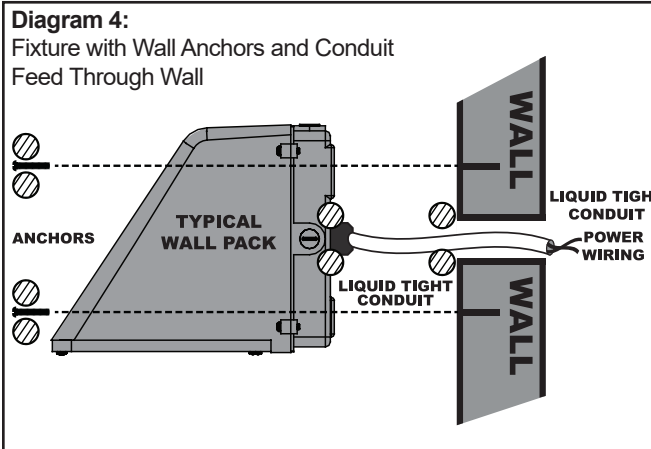
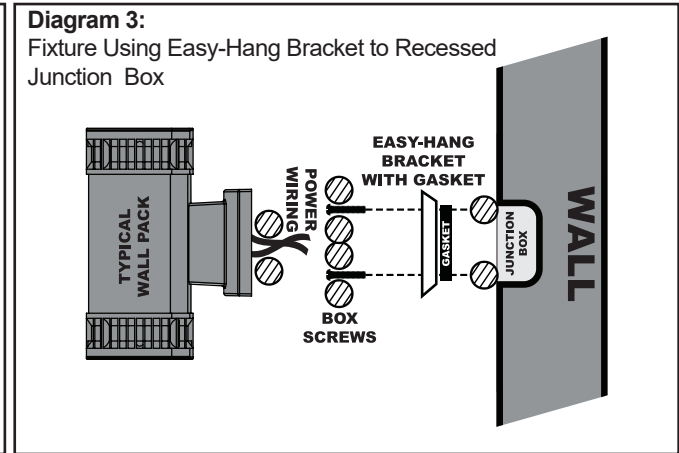
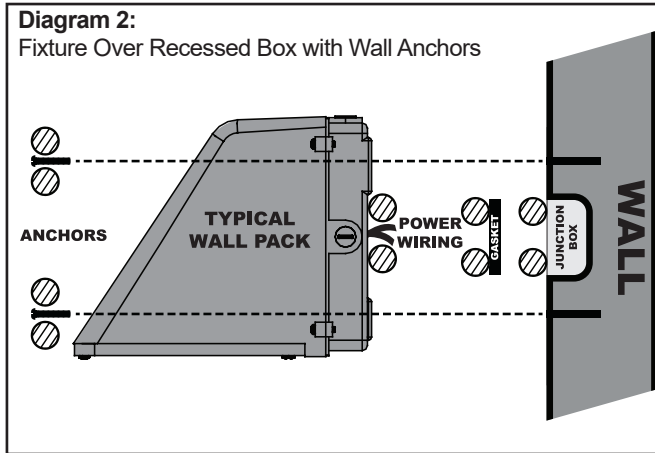
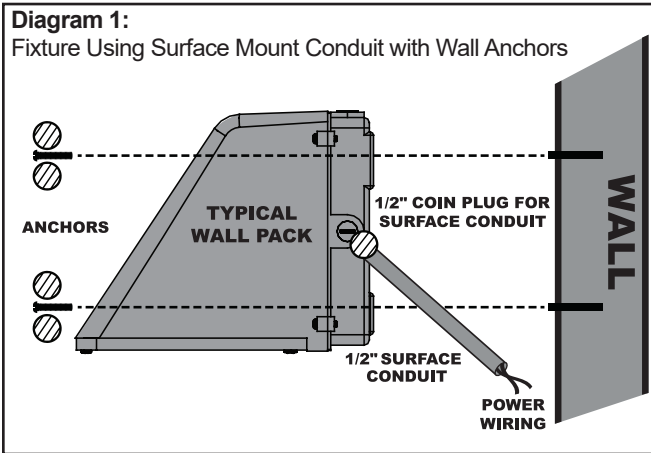
The manufacturer takes no responsibility for the product not installed under those guidelines and those contained in this document.

WATERPROOF SILICONE SEALANT REQUIRED!

For proper weatherproof function, all gaskets must be seated properly, and all screws inserted and tightened firmly. Installer **MUST** apply weatherproof silicone sealant (NOT included) at ALL potential water entry points to meet the NEC Code requirement for a sealed waterproof raceway system. This is especially important for uneven wall surfaces.

SEAL ALL POTENTIAL WATER ENTRY POINTS:

- Perimeter of fixture housing at wall
- Surfaces between fixture and gaskets
- Surfaces between gaskets/fixtures and recessed junction boxes
- Surfaces between fixture mounting plates and wall
- Threaded couplings installed into housing
- Wiring entrance points
- Mounting holes and mounting hardware
- Any unused mounting holes
- Any opened and reinstalled coin plugs



 **INDICATES SEALANT LOCATIONS**



WATERPROOF SILICONE SEALANT REQUIRED!

FAILURE TO COMPLETELY SEAL FIXTURE WILL VOID PRODUCT WARRANTY