


## APTA 2400w LED Area/Spot/Flood Lights, High LPW, EXTREME-LIFE



**SKU:** AF88XPBE2400L

**Product Tags:** [Area Light](#), [Flood Light](#), [LED](#), [Spot Light](#)

**Product Page:**

<https://www.accessfixtures.com/p/apta-2400w-led-area-spot-flood-lights-high-lpw-extreme-life/>

### Product Description

APTA 2400w LED Area/Spot/Flood Light Features:

- 54.4 lbs - 44.21L x 23.94W x 2.95H

100-277VAC or 277-480VAC, 50/60Hz

- Nominal power 40W-1440W - Superior patented high-efficiency spill light control system - High light output, low weight - Low effective project area (EPA)
- Provides superior quality anti-glare illumination to large-scale areas -

Constructed with high-grade aluminum - 307,200 lumens - 1400 mA - Ra70 standard, optional Ra80 or Ra90 - <20% total harmonic distortion at full load - I<sub>max</sub> 10KA surge protection - Exceptional heat sink design to ensure these fixtures will last, with a rating of L70 @ 200,000 hours of operation - making them virtually maintenance-free for a lifetime - T2S, T3S, T3M, T4VVS, B, T4VS, T4S, T4M, T5M, T5W, T10D, T20D, T40DH, T60DH, T90D - Black, Gray, Bronze, White, Green or Custom RAL color options - L70 @ 200,000 hours - DLC, IP66 rated, IK10 rated, CUL, CE, CB, SAA, ENEC, TUV rated APTA 2400w LED

#### Area/Spot/Flood Light Options:

- 2200K, 3000K, 4000K, 5000K, 5700K, 590nm Amber (wildlife & turtle friendly) - 1-10v dimming - T Mount (fixed arm mount) - L Mount (Slip fitter mount) - U Mount (bracket mount) - J Mount (mast mount) - Optional remote LED drivers - 10v PWM control - DALI control - Microwave motion sensor - Photocell 3PIN, photocell 7PIN, Photocell MINI - Spill Control - Bird spikes - Optics rotated left - Optics rotated right - Emergency power supply - Backlight shield - Ra80+ or Ra90+ optional Access Fixtures Warranty

Access Fixtures is proud to assemble high quality, long lasting lighting products which are covered by a 5-year warranty. In accordance with our warranty policy, we will offer repair, replacement, or refund for qualifying claims. Please contact our friendly customer service team, located in Worcester, MA, to address any questions or concerns you may have. We can be reached at 800-468-9925 Monday-Friday 9-5 EST or via email at [sales@accessfixtures.com](mailto:sales@accessfixtures.com). Click [here](#) to view Access Fixtures' [complete warranty policy](#). Need a Photometric Analysis for Your APTA LED Area/Spot/Flood Light Project?

A photometric analysis creates a computer simulation of a particular project. No matter what you are lighting, a photometric analysis is an easy way to quantify light levels before purchasing. When a report is generated, a lighting specialist will walk you through it so you know exactly what you will be receiving. Photometric studies include average and minimum footcandles, uniformity ratios, spacing, light trespass info, and more. Plus, the cost of the study is refunded back to you when you purchase the fixtures. Call us at 800-468-9925 for more information about

ordering a photometric analysis for your project.

Ready to Order or Speak to a Lighting Specialist?


You can place your order online, here. Or, if you want additional information, give us a call at 800-468-9925. Does your project require multiple fixtures? Ask us about quantity discounts. Our team of friendly expert lighting specialists are available to provide what you need to purchase fixtures and illuminate your project with confidence.


## Product Attributes

- Dimensions: 53.54 &times; 27.56 &times; 6.30 in
- Weight: 62 lbs
- Application: Spot Lights, Area Lights, Flood Lights
- Availability: Typically ships in 3-4 weeks
- Light Source: 590nm Amber, 2200 Kelvin – Very Warm White, 3000 Kelvin LED Light Fixtures, 4000K - Cool White, 5000K - Bright White, 5700K - Cinematography
- Available Finishes: Green [RAL6005, Black, Bronze, Gray, White, Custom RAL
- Housing: High-Grade Aluminum
- Light Source Included: LED Array Included
- Light Source Lumens: 307,200
- Listings: IK10, IP66, CB, CE, CuL Listed, DLC Listed, ENEC, ETL Listed, SAA
- Mounting: J Mount, L Mount, T Mount, U Mount
- Product Family: APTA
- Rated Life: L70 @ up to 200,000 Hours
- Style:
- System Watts: 1920
- Voltage: 120v, 208v, 240v, 277v, 347v, 480v
- Warranty: 5-Year Limited Warranty

## Product Gallery









U Mounting  
*Bracket Mount*



T Mounting  
*Arm Mount*



L Mounting  
*Slip fitter Mount*



J Mounting  
*Mast Mount*

