

NCAA-Level LED Tennis Package: 6 Poles, 12 Fixtures, 125 AVG FC, 1.67 MAX/MIN



SKU: AF33XTVT6X1225900

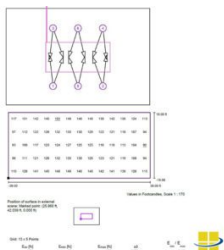
Product Tags: [Tennis](#)

Product Page:

<https://www.accessfixtures.com/p/924w-led-tennis-with-lights-ncaa-125-avg-fc/>

Product Description The Layout

This 924w LED Tennis with Lights Package is designed for NCAA or televised-level tennis competition.



Above, see select data from this package's photometric report. To have an Access Fixtures lighting specialist walk you through the complete report, call us at 800-468-9925.

It is designed for standard 78' x 36' tennis courts with 21' serving areas and 12' between the doubles line and the edge of the court.

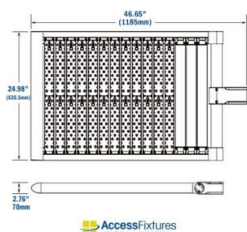
This package has three poles positioned along either side of the court. All poles are five feet off the edge of the court.

Read below for more information about the light levels, poles, mounts, and fixtures used in this 924w LED Tennis with Lights Package.

The Light Levels

This court is designed for NCAA-level or televised tennis play. It provides astoundingly high light levels and is intended for elite play. Players using a court with this lighting will be playing at the highest levels and will expect nothing but perfection; this court delivers that.

This 924w LED Tennis with Lights Package illuminates the playing area of the court to an average of 125 foot candles. It achieves a maximum foot candle reading of 150 and does not go below 90 foot candles. It achieves a max/min (uniformity) ratio of 1.67, which means its light is evenly spread across the entire playing area.



The 924-Watt LED Sport Light Fixtures used in this tennis package have a narrow profile for better suitability in high-wind environments.

The Fixtures

The 924w LED Tennis with Lights Package uses high-powered, long-lasting LED sport lights. Full specs of each of these fixtures below.

System Wattage: 924

Light Source Wattage: 900

Light Source Lumens: 124,740

Rated Life (L70): 200,000+ Hours

Beam Spread: 60 Degrees

Weight: 65.92 Pounds

Dimensions: 46.65" x 24.98" x 2.76"

Housing: Die-cast aluminum housing with corrosion-resistant polyester powder. Finish meets 1,000-hour salt-spray certification per ASTM B117/ISO 9227:2012. Modular LED design with IP67 rating.

Listings: IP67, UL Listed, CuL Listed, RoHS

Voltage Compatibility: 120-277v

Dimming: Yes. 1-10v dimming standard in all fixtures.

Warranty: 5-Year Warranty

If you have additional questions about the fixtures used in this package, call us at 800-468-9925.

The Poles



The square steel poles used in this package feature textured, architectural bronze finishes. They ship complete with anchor bolts, base covers, base plates, and mounting templates.

The 924w LED Tennis with Lights Package uses steel poles. We have the full specs of each of these poles below. If your tennis court is located in a high-wind area (e.g., Florida, Louisiana, Georgia, the Caribbean), make sure to ask us about EPA ratings and wind tolerances of each setup. Installations in these areas often require poles with thicker walls, materials like aluminum or composite, or tapered designs. Our engineers can provide this data and the necessary poles for any location, but

as these changes affect lead time and pricing, it is best to call first.

Pole Height: 25 Feet

Direct Burial or Bolt-In: Bolt-In

Number of Anchor Bolts: 4

Anchor Bolt Dimensions: M22 x 33"

Base Plate Dimensions: 10.5" (L) x 10.5" (W), .75" (Thickness)

Base Plate - Anchor Bolt Circle: 8"-11" (Diameter)

Gauge: 7-Gauge


Weight: 256 Pounds

Tenon: 2 3/8" Tenon

Finish: Baked-on, textured, architectural bronze finish.

Base Cover: Two-piece steel base cover

Hand Hole: Cast-iron-reinforced hand hole with cover



 AccessFixtures

These fixtures are IP67 rated and built to last for hundreds of thousands of hours. However, these fixtures are also designed for easy maintenance. Each of the LED modules (or "bricks") in these fixtures can be individually replaced.

Specifications: Conforms to ASTM-A 500 Grade B. Minimum yield strength of 46,000 PSI.

For more information about the poles used in this package, call 800-468-9925 or send us an email at customerservice@accessfixtures.com.

The Mounts

The fixtures in this package utilize built-in slip fitter mounts that make for easy aiming and tilting.

To effectively and securely mount two fixtures on each pole, this package comes

with bullhorn brackets (one for each pole). The bullhorns secure to the pole tenon and the fixtures secure to the “horns” of the bullhorn. Bullhorns add two feet to the mounting height of the fixtures.

The Lead Time

Everything in this 924w LED Tennis with Lights Package typically ships in 2-4 weeks. The fixtures are custom-built to order but we are almost always able to meet or beat this estimated window. We'll ship your poles from the factory location closest to you.

Stock does fluctuate, so call 800-468-9925 for an exact lead time.

Do You Have More Questions about the 924w LED Tennis with Lights Package?



The Two-Light Bullhorn Bracket secures to the 2 3/8" pole tenon and allows you to make the most use out of each pole. It adds 2' to the mounting height of the fixtures, too, which helps improve light distribution.

We want to make sure you buy in confidence and select the right court for your particular project. If you have any questions or would like a lighting specialist to walk you through the options, give us a call today. You can also email us at customerservice@accessfixtures.com.

LED Tennis Court Lighting Packages from Access Fixtures

At Access Fixtures, we want to make illuminating your tennis court(s) as simple as possible. Our lighting specialists, photometric engineers, and designers have all come together to build comprehensive LED tennis court packages with everything you need to achieve the exact kind of light you need.

Not all tennis courts need the same lighting. We've designed packages for housing

authorities in Texas, collegiate and high school courts from Florida to Washington, public courts in New York, backyard courts across the United States and the Caribbean, and just about everything in between; while there are standard layouts, few tennis courts have the same needs. Some require a specific number of poles, a specific pole layout, specific fixtures, and—most often—light levels catered to a specific level of play. We've designed our tennis court packages to fit every tier of play from recreational, club, competition, to NCAA-level tournaments.

Call 800-468-9925 to discuss your project with an Access Fixtures lighting specialist. We look forward to hearing from you. Access Fixtures Warranty

Access Fixtures is proud to assemble high quality, long lasting lighting products which are covered by a 5-year warranty. In accordance with our warranty policy, we will offer repair, replacement, or refund for qualifying claims. Please contact our friendly customer service team, located in Worcester, MA, to address any questions or concerns you may have. We can be reached at 800-468-9925 Monday-Friday 9-5 EST or via email at sales@accessfixtures.com. Click here to view Access Fixtures' [complete warranty policy](#).


Product Attributes

- Dimensions: 30 × 30 × 30 in
- Weight: 100 lbs
- Light Source: 3000K - Neutral White, 4000K - Cool White, 5000K - Bright White
- Availability: Typically ships in 6-8 weeks.
- Ballast/Driver: Electronic 50/60 Hz
- Color Rendering Index (CRI): 70+, 80+, 90+
- Housing: Die-cast aluminum housing with corrosion-resistant polyester powder. Finish meets 1,000-hour salt-spray certification per ASTM B117/ISO 9227:2012. Modular LED design with IP67 rating.

- Listings: IP67, CuL Listed, RoHS, UL Listed
- Rated Life: 200,000+ Hours
- Warranty: 5-Year Limited Warranty
- Sports Level of Play: NCAA/Televised
- Pole Height: 25 Feet
- Number of Poles: 6
- Number of Courts: 1
- Average Footcandles: 125
- Number of Fixtures: 12
- Max/Min Uniformity: 1.67
- Available Finishes: Bronze
- Product Family: APTA, APTI
- Voltage: 120-277v

Product Gallery


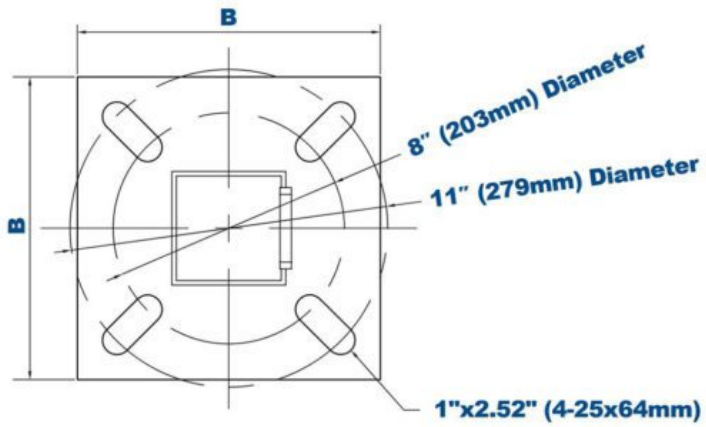


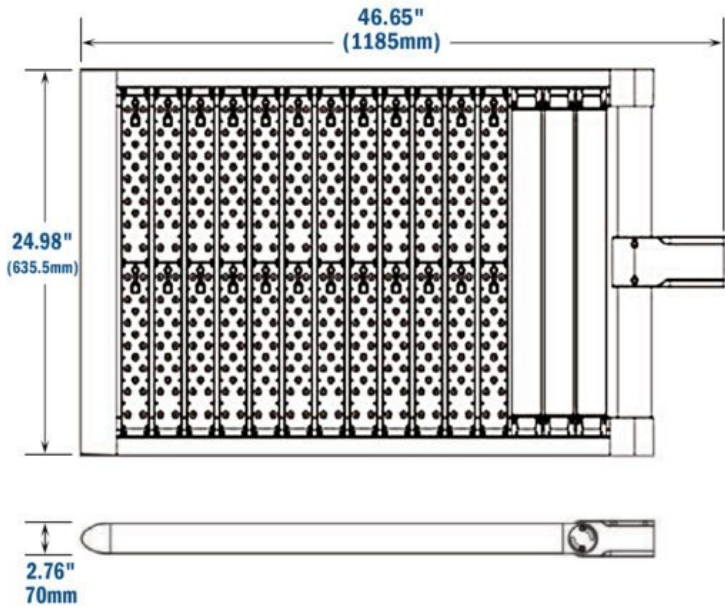


2 3/8" Vertical Tenon



Anchor Bolt Template for 4" Poles



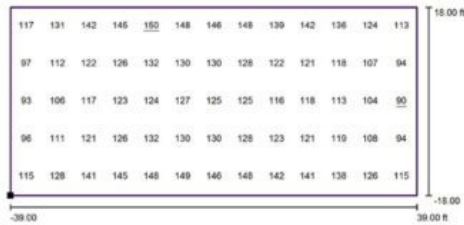
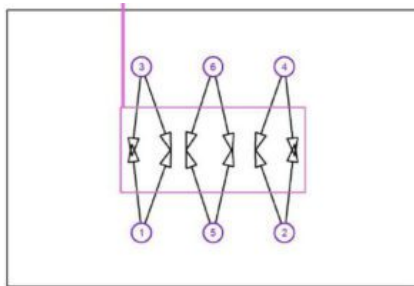


120v-277v





**Slip Fitter Mount
fits over 2 3/8"**



Values in Footcandles, Scale 1 : 170

Position of surface in external scene: Marked point: (25.900 ft, 42.039 ft, 0.000 ft)



Grid: 13 x 5 Points

E_{av} [fc]	E_{min} [fc]	E_{max} [fc]	$u0$
125	90	150	0.72

E_{min} / E_{max}
0.60

